



obj_id:00120018901_bh

BH Fitness 2016

Your personal trainer at home



12 MIN + 12 MIN
HIIT high intensity interval training



24MIN WORKOUT OPTION

BRAZIL HIIT

www.bhfitness.com

ENGLISH



If you answer **YES** to any of these questions, then this app is for you!

- › Do you have a Tablet or smartphone?
- › Do you have fitness goals?
- › Would you like to have a more motivating training session?
- › Do you want to have fun while you get fit?

Welcome to the world of i.Concept by BH!



i.Concept machines

Made for
iPod iPhone iPad



.concept
advanced monitor
concept

Welcome to the world of **i.Concept** by **BH** where health and entertainment become one

It's easy to immerse yourself in fun and motivating workouts, just follow these **five steps**

Step 1


Download the app

On your Apple® / Android®
device from the Apple Store
/ Google Play store



Step 2

Connect your Dual Kit



Step 3

Turn on Bluetooth



Step 4

Open the app



Step 5

And... ENJOY!!





BRING THE OUTSIDE INSIDE

An exclusive, totally integrated App for **i.Concept** machines...
...featuring auto-change of resistance/inclination



Compete with up to 10 people!

Compete against up to 10 users at once, regardless if they use an iOS or Android device



PROFESSIONAL OR AMATEUR GOALS

Are you an everyday runner? Do you want to improve and run several races? Are you training to compete in popular races?

If the answer is yes, this App is for you!

HD VIDEOS

Record your own HD videos train with them in the comfort of your home.

PURE REALISM

With i.Concept by BH the machine will automatically adjust the resistance based on the slope of the course.

NEW ROUTES ARE UPLOADED FREQUENTLY

Over 75,000 km of HD geo-located videos, recorded and uploaded by users from all over the world.



advanced monitor
concept



i.Concept machines

Full integration between incline/resistance motor and profile of route shown in the App

Use **XKIT** cadence sensor to **change the resistance manually.**

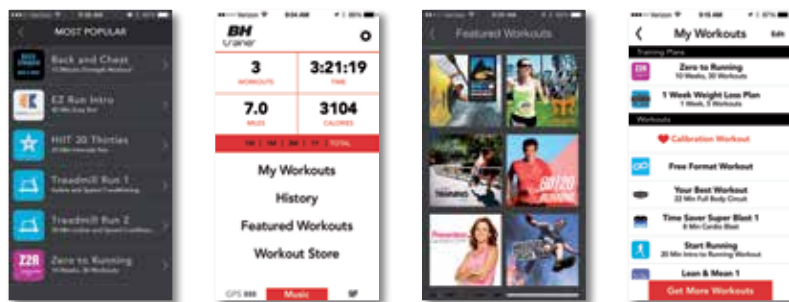
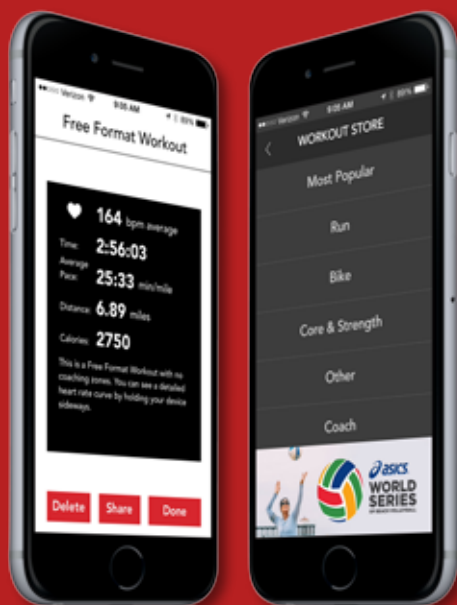


WHAT MOTIVATES YOU?

BH Trainer by Pear is the intelligent real-time coaching system that drives your training sessions to create a professional workout experience.

Real-time coaching

BH Trainer i.Concept gives you real-time voice and on-screen instructions.



ELITE COACHES

Workouts have been designed by a team of world-class coaches and elite athletes.

CHECK YOUR FITNESS STATUS

Take a Fitness Test to adjust the intensity of your workouts.

TRACK AND ANALYSE YOUR RESULTS

Review and track your training results and progress before, during or post workouts.

AND IF YOU WANT MORE...

Complement your training with other exercises; abdominal, kettlebell, stretching, yoga, etc... There are over 200 available.

BH Trainer is compatible with Dual Kit and BH I.Concept machines*

*Full compatibility with Android 4.x and Apple IOS 9 systems. I.concept machines with handgrip or 5khz pulse receiver/bands.

Some compatible Apps



BH Trainer

Partnering with the acclaimed Pear Sport app, we are proud to introduce BH Trainer by Pear. With over 200 workouts, it aims to become a benchmark of **personal training for fitness machines**.



BH by Kinomap

BH by Kinomap uses recorded **geo-located videos** shared by user from **all over the world**. It fully integrates the slope and resistance of the landscape. moreover it **adjusts the incline and resistance of the fitness equipment**.



Run on Earth 2

This App overlays ontop of **Google Maps**, and allows you to travel the world while you train. Users can choose among **satellite or Street view**.



FitConsole

App for **bikes, cross trainers and treadmills with varied exercise programs**. Make sure you meet your fitness goals monitoring your workouts and tracking your progress.



Cycle Rush 2

Cycle Rush 2 provides a **gym-like indoor cycling class experience without having to leave home**.

D120 Dual Kit BE:
Bicycles & Ellipticals



D121 Dual Kit T:
Treadmills



What is Dual Kit?

It is a small accessory with a Bluetooth module and a USB connector. Plug it into USB port of the monitor (machine must come with a Dual monitor) and enjoy the i.Concept world.

How do I connect the machine with my smartphone or tablet?

Connect with Bluetooth. Turn on your Bluetooth and pair the equipment.

Can I USE the machine without a tablet or a smartphone?

Yes. The i.Concept enabled machines are equipped with traditional monitors that include preset profiles.

Which devices and apps are compatible with i.Concept by BH?

What is i.Concept by BH machines? And how is it integrated into my BH equipment?

More information about compatible Apps

Need more information?



Scan and get the answers



The new **HIIT** concept by BH

#HIITbyBH



Lose weight and improve your tone



Only 24 minutes



Afterburn effect guaranteed



HIIT TRAINING IN 24 MINUTES

**HIGH-INTENSITY
INTERVAL TRAINING**

LOSE WEIGHT, LOSE FAT,
TONE AND INCREASE YOUR LEAN MASS
IN JUST 24 MINUTES



Cardio exercise
Interval training



Toning exercise
Challenge yourself daily



SUCCESS GUARANTEED

BRAZIL HIIT

NEXOR HIIT

TFB HIIT

2016

HIIT machines range continues to grow to meet
your needs





i.Cross3000 Dual

WG880



Measures (L x W x H):
158x67 x 175 cm / 62.2" x 26.4" x 68.9" semi-professional



HIIT monitors include a visual indicator system to optimize your training sessions with indicators for optimized the training



A+M2 Air and magnetic brake system produces a smooth and demanding training feeling.



A+M2



53 cm / 21"



Magnetic + air

**i.Cross3000 Dual
semi-professional**

**12
MIN**

Cardio session

i.Cross3000 Dual : designed for those looking for the definitive HIIT training . The most robust and stable dual air trainer pushes you through the most intense workout.



HIIT in just 24 minutes
HIIT by bh : www.hiitbybh.com



Unlimited 8 lbs.

DB350



**12
MIN**

Functional exercises



Measures (L x W x H):
38 x 18 x 5 cm / 15" x 7.1" x 2"

The ideal complement for your HIIT workouts and for multiple toning exercises.



Friction braking system



3.6 kg / 8 lbs.



Exercise poster, rubber hand supports, very manageable, comfortable and easy to store

Unlimited 8lbs.: complement cardio training sessions with 12 minutes of tone.



Cross1000 Dual Series

WG872 / G872



Measures (L x W x H):
158 x 67 x 175 cm / 62.2" x 26.4" x 68.9"

intensive



A+M Air and magnetic brake system produces a smooth and demanding training feeling.



A+M



53 cm / 21"



Magnetic + air



Cardio session



i.Cross1000 Dual : perform HIIT workouts or regular preprogrammed workouts whatever your fitness level is.

Cross1000 Dual : same features of i.Cross1000 Dual, however the Dual Kit BE is not included. Purchase the Dual Kit BE to make your machine compatible with smartphone and tablets.



Unlimited 4 lbs.

DB300



Functional exercises



Measures (L x W x H):
38 x 18 x 5 cm / 15" x 7.1" x 2"

The ideal complement for your HIIT workouts and for multiple toning exercises.



Friction braking system



1.8 kg / 4 lbs.



Exercise poster, rubber hand supports, very manageable, comfortable and easy to store

Unlimited 4lbs.: the light version of Unlimited 8lbs. Complement cardio training with 12 minutes of tone.

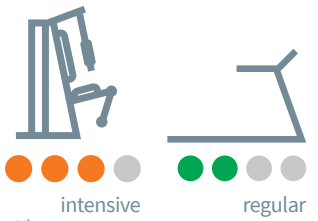


Run



Cardio Tower F2W

G6354



Measures (L x W x H):
200 x 120 x 234 cm / 78.6" x 47.1" x 92"

1 - 18 km/h / 0.6 - 11.2 mph. (2.75 HPP)

135 x 51 cm / 53" x 20"

135 kg / 298 lbs.

123 x 120 x 234 cm / 48.3" x 47.1" x 92"

Cardio Tower F2W: versatility is: multiple equipment, same machine. Experience the unique TRIO experience: Cardio + Tone + Strength.





Cardio Tower F1

G6350

Run



intensive



regular

Measures (L x W x H):
208 x 120 x 234 cm / 81.7" x 47.1" x 92"



1 - 16 km/h / 0.6 - 9.9 mph. (2.5 HPP)



130 x 45 cm / 51" x 18"



135 kg / 298 lbs.



123 x 120 x 234 cm / 48.3" x 47.1" x 92"

Cardio Tower F1W: Cardio + Tone + Strength in one. Save money and space completing your daily workout routine in one machine.



KEY POINTS



- ① EXTRA CUSHIONING
- ② RUNNING SURFACE
- ③ MOTOR
- ④ INCLINE
- ⑤ ON THE HANDLEBAR
- ⑥ SOFT DROP SYSTEM
- ⑦ QUICK CONTROL BOX
- ⑧ FAN
- ⑨ BOTTLE HOLDER

① EXTRA CUSHIONING

In addition to the 6 elastomer cushioning system, some models reduce the impact on your knees with the K-Damper and Run+System (F family) and the Flex System and SmartKoniK (RC family).



② RUNNING SURFACE

Longer and wider the running surfaces, higher safety and comfort. Up to 155 x 55 cm / 61 x 22" width in the top range treadmills.



③ MOTOR

BH Home Fitness treadmill motors are developed with power saving **GREEN POWER** technology. Machines equipped with **ECO MODE** function can save up to 25% of the electric consumption.



④

INCLINATION

Essential if you want to increase the intensity of your workout without increasing speed. Run a steep hill without leaving the comfort of your home.



PULSE



WIRELESS

The most professional and accurate way of measuring your pulse. Choose between the 2 types of heart rate: radio frequency (kHz) (included in some references, look for it on the specs' table) and Bluetooth (in i.Concept machines).



Cod. 0190132 Ref. Chest belt Mod. 6066



Cod. D131 Ref. HR-KIT Plus

⑤ ON THE HANDLEBAR

Control your heart rate easily with the sensors located on the handle bar. Check your pulse for a safer and a more efficient workouts.



COMFORT IN USE



⑥ SOFT DROP SYSTEM

The assisted hydraulic opening and closing system enables a controlled drop to prevent back injuries.

⑦ QUICK CONTROL BOX

Control your workouts easily with the quick adjustment keys located on the handlebar. Never miss a beat, even in high intensity moments of each workout.



⑧ FAN

Decrease your body temperature for a healthy, effective and intense workout.

⑨ BOTTLE HOLDER

According to experts, hydrating every 20 minutes is a must in any workout to avoid feeling fatigue, cramps or even sickness.



MONITOR



TRADITIONAL MONITOR

Monitors offers several pre-set profiles and special programs as Heart Rate Control, Body Fat or Fitness Test (depending on the model).



I.Concept Technology

Except for Magna Pro, every BH treadmill can pair with user's smartphone or tablet, so they can enjoy BH-Partnered fitness Apps. A more motivational and amusing workout just one step away!



Runner's Collection



RC12 Dual Series

WG6182 / G6182

Run



Measures (L x W x H):
200 x 94 x 149 cm / 78.8" x 37" x 58.7"

intensive



Dot Matrix + 6 LED screens



1 - 22 km/h / 0.6 - 13.7 mph. (4.5 HPP)



155 x 55 cm / 61" x 22"



Non foldable

i.RC12 Dual : enjoy a gym sensation at home thanks to its rigid frame and the most powerful motor of the residential market.

RC12 Dual: same features as i.RC12 Dual, however the Dual Kit T is not included. Purchase the Dual Kit T to make your machine compatible with smartphones and tablets.



Outstanding features of RC12 Dual Series and RC09 Dual Series



DOUBLE ABSORPTION SYSTEM

A double damping system has been set in place on RC model treadmills to greatly reduce the impact that is caused by running on a treadmill:



Smart Konik: Provides shock absorption in 2 stages, reducing the risk of injuries in the joints.




Flex System: Reduces the bounce effect of the running surface. Combined with Smart Konik system, it provides maximum comfort and stability.



XWB EXTRA WIDE BODY

The extra wide frame and the design of the side profiles provide an extra sense of safety, space and comfort. A valuable asset especially during final stretch of your run when fatigue can make your reflexes decrease.



ORTHOPEDIC BELT

The orthopedic belt of the RC12 Dual Series and RC09 Dual Series treadmill increases comfort by decreasing the impact of the foot strike pressure on feet, ankles knees and hips.

Runner's Collection



Run


RC09 Dual Series

WG6180 / G6180



intensive

Measures (L x W x H):
210 x 94 x 147 cm / 82.7" x 37" x 57.8"



Foldable



1 - 22 km/h / 0.6 - 13.7 mph. (4.0 HPP)



155 x 55 cm / 61" x 22"



135 x 94 x 170 cm / 53" x 37" x 66.8"

i.RC09 Dual : fully equipped . Achieve your fitness goals with professional and quality workouts.

RC09 Dual: same features as i.RC09 Dual, however the Dual Kit T is not included. Purchase the Dual Kit T to make your machine compatible with smartphones and tablets.



Outstanding features RC12 Dual and RC09 Dual Series



MULTIMEDIA

Thanks to the multimedia equipment installed in the RC treadmills, you can enjoy your workout listening to your favorite music. Plug your music player and the music will play on the two speakers on the sides of the screen.



QUICK CONTROL BOX

The Quick Control Box improves safety during workouts and allows you to control speed and incline at any time.



ENHANCED VISIBILITY

The color scheme of the LCD screen has been perfected by BH Fitness experts. The significant improvements on the clarity and visibility of the display allow you to read all the information displayed, regardless your height and viewing angle of the screen.

Runner's Collection




RC04 Dual Series

WG6172 / G6172




Run



Measures (L x W x H):
184 x 94 x 151 cm / 72.3" x 37" x 59.3"



Enjoy your workout listening to your favorite music

-  1 - 20 km/h / 0.6 - 12.4 mph. (3.75 HPP)
-  140 x 51 cm / 55" x 20"
-  130 x 94 x 160 cm / 51" x 37" x 62.9"

i.RC04 Dual : enjoy the gym machine feeling in the comfort of your home.
RC04 Dual: same features as i.RC04 Dual, however the Dual Kit T is not included.
 Purchase the Dual Kit T to make your machine compatible with smartphones and tablets.



Outstanding features of RC04 Dual Series - RC02W Dual Series- RC01 Dual Series



MULTIMEDIA
(only i.RC04 Dual)



XWB EXTRA WIDE BODY



DOUBLE ABSORPTION SYSTEM



QUICK CONTROL BOX



MORE VISIBILITY

Runner's Collection



Walk & Run




RC02W Dual Series

WG6164 / G6164



Measures (L x W x H):
174 x 78 x 144 cm / 68.5" x 30.7" x 56.6"
regular



Extra wide running surface in a minimum space (51cm / 20")



1 - 18 km/h / 0.6 - 11.2 mph. (2.75 HPP)



135 x 51 cm / 53" x 20"



107 x 78 x 151 cm / 42" x 30.7" x 59.3"

i.RC02W Dual : walk or run on one of the widest running surface of the market (51cm/20") in a frame of 78cm / 30.7". Enjoy the extra features of RC Series

RC02W Dual: same features as i.RC02W Dual, however the Dual Kit T is not included. Purchase the Dual Kit T and make your machine compatible with smartphones and tablets.



Walk & Run



RC01 Dual Series

WG6162 / G6162



Measures (L x W x H):
178 x 78 x 144 cm / 70" x 30.7" x 56.6"
regular



RC01 Dual Monitor



1 - 18 km/h / 0.6 - 11.2 mph. (2.75 HPP)



135 x 45 cm / 53" x 18"



107 x 78 x 151 cm / 42" x 30.7" x 59.3"

i.RC01 Dual : designed for regular dayly use, it is the most compact treadmill of the RC family. However, it is equipped with a powerful motor.

RC01 Dual: same features as i.RC01 Dual, however the Dual Kit T is not included. Purchase the Dual Kit T to make your machine compatible with smartphones and tablets.



Magna Pro

G6508D


Run



Measures (L x W x H):
210x93x147 cm / 82.7" x 36.6" x 57.9" Semi-professional



Key feature



AC Motor



Frequency Modulator

Best gym technology

Thanks to its AC Motor and the Frequency Modulator, Magna Pro treadmill provides a gym-like experience.

- » AC Motor: maintenance free motor because its parts donot wear down.
- » Frequency Modulator: efficiently regulates the motor power.



DOT MATRIX + 1 LED screen



0.8 - 20 km/h / 0.5 - 12.4 mph.
(3.5 HPP (AC))



155 x 55 cm / 61" x 22"



Non-foldable

Magna Pro: the power, resistance and structure of a gym machine at home.

Maximum performance for the most demanding sessions.



MP3 connection & speakers

Commercial easy-access control panel

Built-in fan

Magna Pro semi-professional

3.5 AC motor

Commercial frame



F9R Dual Series

WG6520N / G6520N

Run



intensive

Measures (L x W x H):
200 x 94 x 149 cm / 78.8" x 37" x 58.7"



Elite look & feel: displays speed in min/km



run+ Damping system



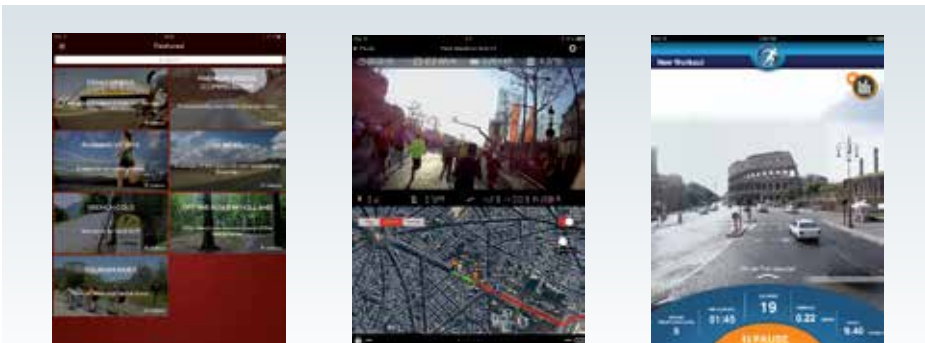
Key feature

Foldable

1 - 22 km/h / 0.6 - 13.7 mph. (4.0 HPP)

155 x 55 cm / 61" x 22"

138 x 94 x 167 cm / 54.3" x 37" x 65.7"



Compatible with i.Concept specific fitness apps

i.F9R Dual : train like an athlete with a triathlon training software and the run+ system. Speed up and push yourself to the limit.

F9R Dual: same features as i.F9R Dual, however the Dual Kit T is not included. Purchase the Dual Kit T to make your machine compatible with smartphones and tablets.





F5 Aero Dual Series

WG6427L / G6427L

Run



Measures (L x W x H):
184 x 94 x 149 cm / 72.5" x 37" x 58.7"



intensive

Key Features

The Triathlon Training Software includes:

Test to establish your fitness status:

COOPER TEST

To establish your fitness status

SHORT TRAINING SESSIONS

Training as standard with customisable goals: distance (4 types), times (3 types), beats (2 types), climb (2 types).

PROGRAMS

6 different race profiles, 3 user programs, warm up and recovery, manual program, and body fat.



Eneko Llanos: Melbourne 2013 IRONMAN and Frankfurt 2013 IRONMAN winner



1 - 22 km/h / 0.6 - 13.7 mph. (4.0 HPP)



140 x 51 cm / 55" x 20"



125 x 94 x 156 cm / 49.3" x 37" x 61.5"

i.F5 Aero Dual : full equipped treadmill designed by BH Triathlon Team athletes to ensure professional training sessions.

F5 Aero Dual: same features as i.F5 AeroDual, however the Dual Kit T is not included. Purchase the Dual Kit T to make your machine compatible with smartphones and tablets.



F4 Dual Series

WG6426N / G6426N

Run



Measures (L x W x H):
184 x 94 x 149 cm / 72.5" x 37" x 58.7"



intensive



Bluetooth heart rate monitor is compatible with i.Concept Apps



Damping system (6 elastomers) supplemented with *run* soft control technology which extends the life of the shock absorbers and the running deck



1 - 20 km/h / 0.6 - 12.4 mph. (3.5 HPP)



140 x 51 cm / 55" x 20"



125 x 94 x 156 cm / 49.3" x 37" x 61.5"

i.F4 Dual : the dream of any runner. The full equipped treadmill that will remind your love for this sport.

F4 Dual: same features as i.F4 Dual, however the Dual Kit T is not included. Purchase the Dual Kit T to make your machine compatible with smartphones and tablets.



F3 Dual Series

WG6424 / G6424

Run



Measures (L x W x H):
184 x 94 x 149 cm / 72.5" x 37" x 58.7"

intensive



6.8" blue backlit
LCD screen



Foldable



1 - 18 km/h / 0.6 - 11.2 mph. (3.0 HPP)



140 x 51 cm / 55" x 20"



125 x 94 x 156 cm / 49.3" x 37" x 61.5"

i.F3 Dual : the extra wide body design combined with the powerful motor enable intensive training sessions at consistent speeds up to 18 km/h / 11.2 mph.

F3 dual: same features as i.F3 Dual, however the Dual Kit T is not included. Purchase the Dual Kit T to make your machine compatible with smartphones and tablets.



F2W Dual Series

WG6473U / 6473U

Walk & Run



Measures (L x W x H):
171 x 78 x 140 cm / 68.5" x 30.7" x 55.1"

regular



Key feature



Extra wide running surface in a minimum space
(51 cm / 20")



1 - 18 km/h / 0.6 - 11.2 mph. (2.75 HPP)



140 x 51 cm / 55" x 20"



123 x 120 x 220 cm / 48" x 47" x 87"

i.F2W Dual : one of the widest running surface in the market (51cm / 20"). It provides comfortable and safe training sessions.

F2W dual: same features as i.F2W Dual, however the Dual Kit T is not included. Purchase the Dual Kit T to make your machine compatible with smartphones and tablets.



F1 Run Dual Series

WG6414N/ G6414N



Walk & Run



Measures (L x W x H):
174 x 78 x 140 cm / 68.5" x 30.7" x 55.1"

Regular



Key feature

The fastest F1 ever



1 - 18 km/h / 0.6 - 11.2 mph. (2.75 HPP)



135 x 45 cm / 53" x 18"



123 x 120x 220 cm / 48" x 47" x 87"

i.F1 Run Dual : for average middle-sized people that want to start running. Its robust frame and maximum speed will let you train at sprinting intervals.

F1 Run Dual: same features as i.F1 Run Dual, however the Dual Kit T is not included. Purchase the Dual Kit T to make your machine compatible with smartphones and tablets.



Pioneer R Series

G6485 / G6484

Walk



Measures (L x W x H):
162 x 74 x 146 cm / 63.7" x 29" x 57.4"

G6485 / regular

G6484 / occasional



Pioneer R1 Monitor



G6485: 1 - 16 km/h / 0.6 - 9.9 mph (2.5 HPP)
G6484: 1 - 13 km/h / 0.6 - 8.1 mph (2 HPP)



125 x 45 cm / 49.1" x 17.7"



100 x 75 x 146 cm / 39.3" x 29" x 57.4"

Pioneer R2: the best choice for avid walkers and joggers.

Pioneer R1: Compact and easy to move treadmill with manual incline. The best choice for occasion walks and stay active.



OUTtrack zero

G64240

Run



Measures (L x W x H):
184 x 94 x 149 cm / 72.5" x 37" x 58.7"

intensive



* Protected against water jets

- 3.0 HPP (1-18 km/h. / 0.6-11.2 mph.)
- 140 x 51 cm / 55" x 20"
- 125 x 94 x 156 cm / 49.3" x 37" x 61.5"

OUTtrack Zero: the perfect treadmill for those who love jogging outside. It won't matter if it is sunny or rainy.



Outdoor Specifications

- » IP44* protection grade certificate
- » Frame protection includes chemical anti-corrosion treatment and dual paint coating .
- » Hermetically sealed control circuit box.
- » Waterproof speed and inclination motors. Waterproof assemblies.
- » Galvanised hardware.



OUTwalk

G25300



Measures (L x W x H):
148 x 59 x 161 cm / 58.3 x 23.2" x 63.4"

regular



* Can withstand direct sunlight up to 131°F / 55°C

- 14 kg / 30.8 lbs.
- 40 cm / 16"
- 125 kg / 275 lbs.

OUTwalk: The only cross-trainer to train in the open air. Suitable for outdoor use regardless of the weather.



Outdoor Specifications

- » Protected structure by electro-chemical anti-corrosion treatment.
- » Monitor protected with powder coating treatment.
- » Sunlight protected* LCD. Moisture-proof sealing.
- » Powder-coated moving parts and flywheel.

KEY POINTS



- ① MAGNETIC BRAKE
- ② INERTIAL SYSTEM
- ③ LENGTH OF THE STRIDE
- ④ DISTANCE BETWEEN PEDALS
- ⑤ ON THE HANDLEBAR

BENEFITS



ZERO IMPACT

Elliptical training as one of the softest workouts for the knees, reduces the impact on your joints.

THE MOST COMPLETE

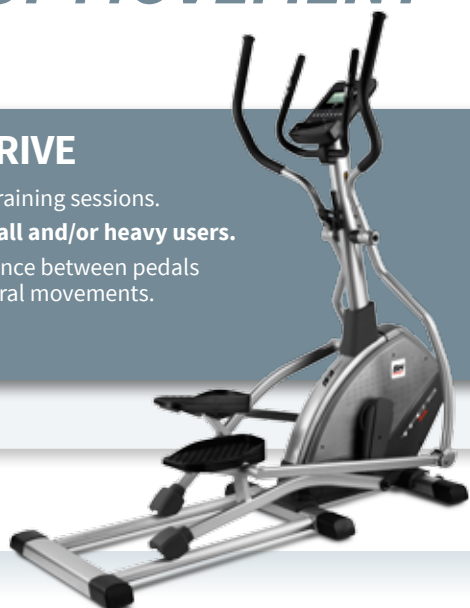
Activate **more than 200 muscles** with each pedaling action on your elliptical. The most suitable exercise to lose weight.



TYPE OF MOVEMENT

FRONT DRIVE

- » For intensive training sessions.
- » **Designed for tall and/or heavy users.**
- » The small distance between pedals generates natural movements.



REAR DRIVE

- » Train with a **more upright back position.**
- » Ideal for medium and small sized people, as the stride is shorter. It also takes up **less space.**



SPECIFICATIONS

① MAGNETIC BRAKE

Free-of-maintenance. Allows you to brake in a **smooth, 100% silent and progressive way.**



FOR ALL SHAPES AND SIZES

Choose the machine with the best **combination of inertial “breaking” system and stride length** to best fit your needs.

② INERTIAL SYSTEM

③ STRIDE

> 30 kg/ 66.1 lbs.	<div style="width: 100%; height: 10px; background-color: red;"></div>	> 51 cm / 20”
	<div style="width: 75%; height: 10px; background-color: orange;"></div>	48 cm / 19”
13 - 30 kg/ 50.7 lbs.	<div style="width: 50%; height: 10px; background-color: orange;"></div>	46 cm / 18”
	<div style="width: 25%; height: 10px; background-color: orange;"></div>	40 cm / 16”
	<div style="width: 25%; height: 10px; background-color: green;"></div>	36 cm / 14”
< 12 kg/ 26.4 lbs.	<div style="width: 10%; height: 10px; background-color: green;"></div>	30 cm / 12”



ERGONOMICS



④ DISTANCE BETWEEN PEDALS

The smaller the distance between the pedals, the **more natural** the hip movement and the more comfortable the workout will feel. **Front Drive Ellipticals** have this specific benefit.



③ LENGTH OF THE STRIDE

The longer the stride, the more **intense** the workout can be. This increases the running feeling. However, short strides provides a lighter feeling as if you were **walking**.

PULSE

WIRELESS

Train with a heart rate monitor for a more precise measurement of your heart rate. It allows a more efficient fitness training. (check on specs sheet, page 62)



⑤ ON THE HANDLEBAR

Measuring your pulse is a fundamental aspect of any workout, plus it allows you to stay safe and workout with in your target heart rate. Bh Fitness machines are equipped **with heart rate sensors** located on the handle bar or mobile arms of the elliptical



Cod. 0190132 Ref. Chest belt Mod. 6066



Cod. DI31 Ref. HR-KIT Plus

MONITORS



M6 Monitor with iPad Mini



M8 Monitor with Samsung Tab4

	M2	M3	M6	M6 Plus	M6 CrossHIIT	M8	M8 Plus
PROGRAMS							
Pre-set profiles (Prg)	10	12	13	13	13	13	13
Intensity levels	24	24	24	24	24	24	24
Random Program (RP)	•	•	•	•	•	•	•
User profiles (uPrg)	4	5	5	5	5	5	5
Fitness Test (FT)		•	•	•	•	•	•
Heart Rate Control Program (HRC)	4	4	4	4	4	4	4
Recovery Program (RT)			•	•	•	•	•
Body Fat Test (BF)	•						
MONITOR							
Monochrome LCD Screen			5.5"			5.7"	
Backlit LCD Screen							
Monitor with HIIT by BH training plan (iOS or Android)	3.7"	5.5"		5.5"	5.5"		5.7"
Holder for smartphone or tablet (iOS or Android)	•	•	•	•	•	•	•
Wireless pulse (Radio frequency) *		•		•	•		•
Bluetooth	•	•	•	•	•	•	•

* Chest belt optional or included, depending on machine. Check on page 62

** Smartphones and tablets are sold separately



FDC20 Studio Dual Series

WG868 / G868



Measures (L x W x H):
185 x 70 x 170 cm / 72.8" x 27.6" x 67"

Semi-professional



**FDC20 Studio Dual Series
semi-professional**



Rear easy Access



35 kg / 76 lbs.



51 cm / 20"

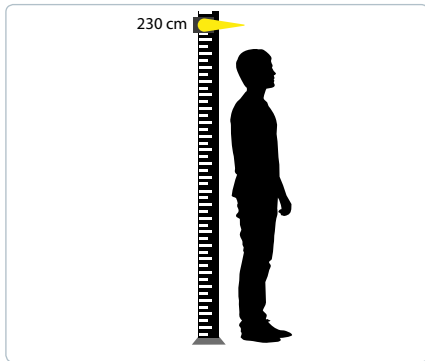


150 kg / 331 lbs.

i.FDC20 Studio Dual : for those who enjoy intense workouts. Specially designed for tall and heavy users. Use specific and motivating fitness apps on your trainings.
FDC20 Studio Dual: same features as i.FDC20 Studio Dual, however the Dual Kit BE is not included. Purchase the Dual Kit BE to make your machine compatible with smartphones and tablets.



Heavy duty bearings on all joints



For tall or heavy users



FDC19 Dual Series

WG860N / G860N

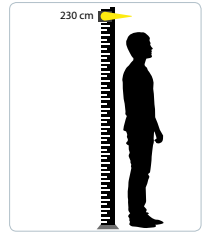


intensive

Measures (L x W x H):
185 x 70 x 170 cm / 72.8" x 27.6" x 67"



Compatible with specific fitness Apps



For tall or heavy users



35 kg / 76 lbs.



48 cm / 19"



150 kg / 331 lbs.

i.FDC19 Dual : enjoy all the advantages of a tough and efficient front drive training system in a robust and resistant machine.

FDC19 Dual: same features as i.FDC19 Dual, however the Dual Kit BE is not included. Purchase the Dual Kit BE to make your machine compatible with smartphones and tablets.



TFC19 Dual Series

WG856 / G856 / WG855 / G855



intensive

Measures (L x W x H):
174 x 66 x 175 cm / 68.6" x 26" x 68.9"



Compact model: maximum ergonomics in minimum space



25 kg / 55 lbs (Dual Plus)
22Kg / 48lbs (Dual)



48 cm / 19"



135 kg / 298 lbs.



Minimum opening of the hips. More natural movement



i.TFC19 Dual Plus : intensive and ergonomic feel thanks to its stride and rotation mass.

i.TFC19 Dual : for those looking for ergonomic training with less resistance.

TFC19 Dual Plus and TFC19 Dual: same features as i.FDC19 Dual Plus and i.TFC19 Dual, however the Dual Kit BE is not included. Purchase the Dual Kit BE to make your machine compatible with smartphones and tablets.



Khronos Generator

G260



Measures (L x W x H):
210 x 64 x 170 cm / 82.7" x 25.2" x 67"

Semi-professional




Minimum distance between pedals




Khronos Generator Monitor



Self-generated electromagnetic brake

 35 kg / 76 lbs.

 51 cm / 20"

 150 kg / 331 lbs.

**Khronos Generator
semi-professional**

Khronos Generator: maximum performance for intensive and continuous use. Equipped with a self-generated electromagnetic brake system, plug in not required.



51 cm / 20" Stride





NLS18 Dual Series

WG2385U / G2385U / WG2382U / G2382U



Measures (L x W x H):
160 x 64 x 167 cm / 63" x 25.2" x 65.8"

intensive
WG2385N / G2385N

regular
WG2382N / G2382N



Get the most motivational workouts brought to you by BH Partnered Apps & i.Concept! // More info on page 6

Pulse measurement in mobile arms



46 cm / 18" Stride

WG2385N / G2385N: 18 kg / 39.6 lbs
WG2382N / G2382N: 16 kg / 35.2 lbs.

46 cm / 18"

135 kg / 298 lbs.

i.NLS18 Dual Plus : the perfect fitness machine for enthusiast athletes who love intense trainings.

NLS18 Dual Plus: same features as i.NLS18 Dual Plus, however the Dual Kit BE is not included. Purchase the Dual Kit BE to make your machine compatible with smartphones and tablets.

i.NLS18 Dual : for those looking for intense training with minimum impact on the joints and less resistance.

NLS18 Dual: same features as i.NLS18 Dual Plus, however the Dual Kit BE is not included. Purchase the Dual Kit BE to make your machine compatible with smartphones and tablets.



NLS18 Dual Plus Monitor



Brazil HIIT Series

WG2375U / G2375U



Measures (L x W x H):
170 x 67 x 168 cm / 67" x 26.4" x 66.2"

regular

3x



High Intensity Interval Training

24 minutes, 3 days a week, 10 weeks...

Success Guaranteed

10 WEEKS



HIIT monitors include a visual guidance by colours and indicators to optimize your training.



Heavy duty components



Combine it with the Unlimited

BRAZIL HIIT



16 kg / 35.2 lbs.



46 cm / 18"



130 kg / 287 lbs.

i.Brazil HIIT : perform HIIT workouts or regular preprogrammed workouts whatever is your fitness level. You choose.

Brazil HIIT: same features as i.Brazil HIIT, however the Dual Kit BE is not included. Purchase the Dual Kit BE to make your machine compatible with smartphones and tablets.



HIIT in just 24 minutes
HIIT by bh : www.hiitbybh.com



Brazil Dual Series

WG2375U / G2375U



Measures (L x W x H):
170 x 67 x 168 cm / 67" x 26.4" x 66.2"

regular



The monitor with an iPad mini



Bearings in the joints: guarantees a silent and smooth workout



16 kg / 35.2 lbs.



46 cm / 18"



130 kg / 287 lbs.

i.Brazil Dual : the best option for regular training sessions of users taller than 170cm/5.58ft.

Brazil Dual: same features as i.Brazil Dual Plus, however the Dual Kit BE is not included. Purchase the Dual Kit BE to make your machine compatible with smartphones and tablets.



Atlantic Dual Series

WG2525L / G2525L



Measures (L x W x H):
148 x 59 x 161 cm / 58.3" x 23.2" x 63.4"

regular



4 customizing positions



Tones up to 200 muscles



14 kg / 30.8 lbs.



40 cm / 16"



125 kg / 275 lbs.

i.Atlantic Dual : the favorite among our female audience due to its adaptability (adjustable mobile arms, 4 positions) and avant-garde design.

Atlantic Dual: same features as i.Atlantic Dual Plus, however the Dual Kit BE is not included. Purchase the Dual Kit BE to make your machine compatible with smartphones and tablets.



EasyStep Dual Series

WG2518 / G2518



Measures (L x W x H):
144 x 63 x 153 cm / 56.6" x 24.7" x 60.1"

regular



EasyStep Dual Monitor

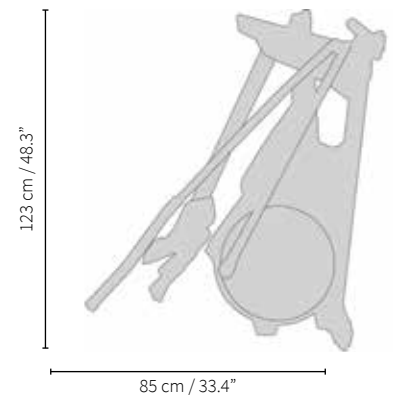
14 kg / 30.8 lbs.

37.5 cm / 17"

125 kg / 275 lbs.

i.Easystep Dual :train at home in a complete fitness machine and store it easily.

Easystep Dual: same features as i.Easystep Dual, however the Dual Kit BE is not included. Purchase the Dual Kit BE to make your machine compatible with smartphones and tablets.



Foldable: In 3 easy steps it will be ready for your daily training





NLS14 Top Dual Series

WG2356 / G2356



Measures (L x W x H):
142 x 59 x 169 cm / 55.9" x 23.2" x 66.5"

regular



Pulse measurement in mobile arms



12 kg / 26.4 lbs.



36 cm / 14"



120 kg / 264 lbs.

i.NLS14 Top Dual : the long stride of 36 cm/14" simulates a race training. The best choice for middle-size users.

NLS14 Top Dual: same features as i.NLS14 Top Dual, however the Dual Kit BE is not included. Purchase the Dual Kit BE to make your machine compatible with smartphones and tablets.



NLS12 Series

WG2351 / G2351 / G2350



Measures (L x W x H):
136 x 59 x 167 cm / 53.6" x 23.2" x 65.7"

regular



NLS12 Dual Monitor



10 kg / 22.2 lbs.



30 cm / 12"



120 kg / 264 lbs.

i.NLS12 Dual : designed for beginners or regular users. It helps to burn calories from fat fast and efficiently with low impact on the joints.

NLS12 Dual: same features as i.NLS12 Dual however the Dual Kit BE is not included. Purchase the Dual Kit BE to make your machine compatible with smartphones and tablets.

NLS12: same features of NLS12 Dual, but without programs.



Athlon Series

WG2336N / G2336N / G2334N



Measures (L x W x H):
132 x 62 x 160 cm / 52" x 24.4" x 63"

regular



Stabilising system on the back legs



Athlon Monitor



10 kg / 22.2 lbs.



30 cm / 12"



115 kg / 254 lbs.

i.Athlon Dual : oriented for women that want to train on a regular basis and have limited storage space. Cross-train in style!

Athlon Dual: same features as i.AthlonDual Plus, however the Dual Kit BE is not included. Purchase the Dual Kit BE to make your machine compatible with smartphones and tablets.

Athlon: Same features of Athlon dual model, but without programs.



Quick


G233N



Measures (L x W x H):
110 x 61 x 144 cm / 43.2" x 24" x 56.7"

occasional

Remember that...

To purchase an i.Concept standard model, **you should ask for an  machine with the Dual Kit already included.**

i.e.: i.F9R Dual, i.Athlon Dual, etc



Ref. DI20
Dual Kit BE:
Bicycles & Ellipticals



Ref. DI21
Dual Kit T:
Treadmills



BH by Kinomap



Webathletics

More info in www.bhfitness.com



Quick Monitor



Manual resistance



8 kg / 17.6 lbs

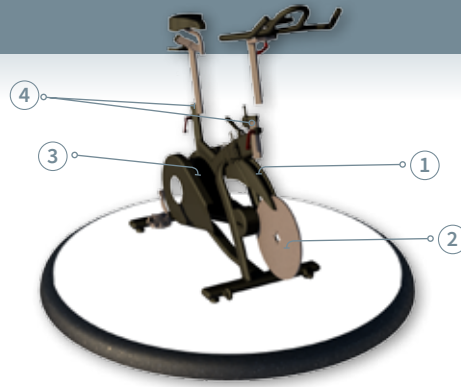


36 cm / 14"



110 kg / 243 lbs.

Quick: its attractive design and the easy of transport make this machine the ideal solution for regular workouts.



- ① TYPE OF BRAKE
- ② FLYWHEEL / INERTIA
- ③ DRIVE
- ④ MULTI SETTINGS

FEELING

① TYPE OF BRAKE

Adjust the resistance of the bike to create the sensation of riding up a steep slope. The resistance is generated by the friction of the breaking system or by a magnetic brake. This type of brake uses magnets to provide a progressive, silent and maintenance-free ride.




② FLYWHEEL / INERTIA

The heavier the flywheel, the more intense and smoother the workout will be. Choose the right flywheel to increase the efficiency of your training sessions.



③ DRIVE

A chain drive provides a true road bike feel, while a Poly-V drive assures soft and silent pedaling without maintenance requirements.



ERGONOMICS

④ MULTI SETTINGS

The correct position of the seat and the handlebar is the key feature to ensure an ergonomic and safe training session.



EXTRAS

FOR THE PERFORMANCE

Demanding trainings require extras, as quick key controls, lower control consoles, triathlon handlebars, fully adjustable seats or automatic pedals.



AND MORE...

Water bottle holders to keep you hydrated, anti-corrosion improvements (stainless steel mobile parts, double coat epoxy or flywheel cover to protect against sweat), transport wheels and more!




Super Duke Series

H946 / H940



Full Commercial

Measures (L x W x H):
130 x 61 x 137 cm / 51" x 24" x 53.8"



Central triathlon handlebar with infinite positions



Aluminium, equivalent to 20 kg / 44 lbs.



H946: Magnetic braking system with 24 intensity levels

H940: Friction braking system



Poly-V belt

Super Duke Power: a new era arrives with this model that becomes in the reference of ciclo indoor market; electronical change of resistance, stylish frame.

Super Duke: Full Commercial model with manual friction resistance. You will fall in love with its stylish frame and its impressive features.



Oversized and reinforced steel frame



Continuous and flexible aluminium adjustment



Duke Magnetic

H925



FcU
FullCommercialUse



Full Commercial

Measures (L x W x H):
104 x 63 x 117 cm / 40.9" x 24.8" x 46.1"



Triathlon Handlebar



Magnetic braking system



Aluminium, equivalent to 20 kg / 44 lbs.



Magnetic braking system
& 16 level braking force selector



Poly-V belt

Duke Magnetic: Full Commercial indoor cycling! Accurate speed thanks to magnetic breaking system. It also comes fully equipped with a backlit LCD Screen to control your workout.maintenance-free pedaling



Duke Electronic

H920E



FcU
FullCommercialUse



Full Commercial

Measures (L x W x H):
104 x 63 x 117 cm / 40.9" x 24.8" x 46.1"



Duke Electronic triathlon handlebar



20 kg / 44 lbs.



Friction braking system and emergency lock



Poly-V belt

Duke Elektronic: its robustness and reliability have turned the Duke into our top selling indoor cycle, besides, it is the best road bike feel on the market. Maintenance-free pedaling.



Spada Racing Series

WH930R / H930R



For those looking for **the realistic outdoor road bike feel in an indoor cycle**



Road bike seat



Racing Handlebar for a more realistic position



Reinforced crank



Spada 2 Series

WH9355 / H9355 / H9350



For those who want to **choose their own training**



Spada 2



Aluminium, equivalent to 20 kg / 44 lbs.



Magnetic, friction or combined braking system



Poly-V belt

Spada 2: choose the braking system you prefer (magnetic or friction) in the manual resistance model.



i.Spada Dual:
the evolution of awarded i.Spada



Option 1: Magnetic
Lovers of silence and smooth movement



Option 2: Friction
Looking for accurate resistance?



Measures (L x W x H):
130 x 59 x 116 cm / 51.2" x 23.2" x 45.7"

intensive



Aluminium, equivalent to 20 kg / 44 lbs.



Magnetic, friction or combined braking system



Poly-V belt

i.Spada Racing Dual : feel a great road bike feeling with the comfort of an indoor cycling bike. i.concept technology creates a smooth ride without leaving home.

Spada Racing Dual: same features as i.Spada Racing Dual however the Dual Kit BE is not included. Purchase the Dual Kit BE to make your machine compatible with smartphones and tablets.



Option 3: Combined Magnetic + Friction
Unlimited demand

Spada 2 Dual



Measures (L x W x H):
130 x 59 x 116 cm / 51.2" x 23.2" x 45.7"

intensive



Chromed steel, equivalent to 20 kg / 44 lbs.



Magnetic braking system & emergency lock



Poly-V belt

i.Spada 2 Dual : the evolution of the awarded i.Spada Dual. Combine the 2 types of braking systems and connect it to your tablet/smartphone for the most realistic workout.

Spada 2 Dual: same features as i.Spada 2 Dual, however the Dual Kit BE is not included. Purchase the Dual Kit BE to make your machine compatible with smartphones and tablets.



SB3 Magnetic

H919N



Measures (L x W x H):
104 x 64 x 119 cm / 40.9" x 25.2" x 46.8" semi-professional



SB3 Magnetic
semi-professional



Magnetic brake
Key feature



Ergonomic seat



Aluminium, equivalent to 18 kg / 39.7 lbs.



Magnetic braking system & emergency lock



Poly-V belt

SB3 Magnetic: magnetic brake system and Poly-V belt. Enjoy a semi-professional indoor cycling technology at home.



BT Aero

H9175T



Measures (L x W x H):
104 x 64 x 107 cm / 40.9" x 25.2" x 42.2" regular

Triathlon design:

- ① Lower handlebar
- ② Minimum distance between pedals
- ③ LCD monitor with pulse measurement



③ **LCD Screen. Telemetric pulse control system**



18 kg / 39.7 lbs.



Friction braking system & emergency lock



Chain

BT Aero: Tri-Advance Ergonomy

- Lower handlebar: replicates the position of the pedals on a road bike.
- Minimum width of bottom bracket: the best indoor cycling bike feeling. The length of the pedal axis has been reduced to 158 mm, one of the shortest of the market.
- LCD monitor with telemetric pulse measurement, for a complete training control.



SB2.6

H9173



regular

Measures (L x W x H):
104 x 52 x 119 cm / 40.9" x 20.5" x 46.7"



Mixed pedals



SB2.6 Monitor



22 kg / 44 lbs.



Friction braking system and emergency lock



Poly-V belt

SB2.6: the most realistic indoor cycling without leaving home.



SB2 Series:

Reinforced frame offers the most intensive and realistic indoor cycling session!



SB2.2

H9162



regular

Measures (L x W x H):
104 x 52 x 119 cm / 40.9" x 20.5" x 46.8"



SB2.2 Monitor



Triathlon handlebar



20 kg / 44 lbs.



Friction braking system and emergency lock



Poly-V belt

SB2.2: the poly-V belt drive system produces a smooth, silent and maintenance-free pedaling.



SB1.4

H9158



regular

Measures (L x W x H):
104 x 49 x 117 cm / 40.9" x 19.3" x 46.1"



Poly-V belt



SB1.4 monitor



18 kg / 39.7 lbs.



Friction braking system & emergency lock



Poly-V belt

SB1.4: designed for regular workouts due to its Poly-V belt, LCD screen and horizontal and vertical adjustable saddle and handlebar.



SB1.2R

H9154L



regular

Measures (L x W x H):
120 x 56 x 127 cm / 47.2" x 22" x 49.9"



SB1.2R Handlebar



16 kg / 35.3 lbs.



Friction braking system & emergency lock



Chain

SB1.2R: the chain drive system provides the feeling of an outdoor road bike producing the most realistic experience.





SB1.16

H9135L



regular

Measures (L x W x H):
107 x 51 x 114 cm / 42" x 20" x 44.8"



SB1.16 monitor and smartphone holder



16 kg / 35.3 lbs.



Friction braking system & emergency lock




Poly-V belt

SB1.16: friction brake and regular use cycling bike. The best choice for beginners.

INDOOR CYCLING. SPECIFICATIONS

	H946	H940	H925	H920E	WH930R	WH9355	H9350	H919N	H9175T	H9173	H9162	H9158	H9154L	H9135L
	<i>Super Duke Power</i>	<i>Super Duke</i>	<i>Duke Magnetic</i>	<i>Duke Electronic</i>	<i>i.Spada Racing Dual</i>	<i>i.Spada 2 Dual</i>	<i>Spada 2</i>	<i>SB3 Magnetic</i>	<i>BT Aero</i>	<i>SB2.6</i>	<i>SB2.2</i>	<i>SB1.4</i>	<i>SB1.2R</i>	<i>SB1.16</i>
Use	Commercial	Commercial	Commercial	Commercial	Intensive	Intensive	Intensive	Very Intensive	Regular	Regular	Regular	Regular	Regular	Regular
Max. user weight	150 kg / 331 lbs.	150 kg / 331 lbs.	135 kg / 298 lbs.	135 kg / 298 lbs.	150 kg / 331 lbs.	150 kg / 331 lbs.	150 kg / 331 lbs.	130 kg / 287 lbs.	115 kg / 254 lbs.	115 kg / 254 lbs.	115 kg / 254 lbs.	110 kg / 243 lbs.	110 kg / 243 lbs.	110 kg / 243 lbs.
Braking system	Magnetic	Friction	Magnetic	Friction	Magnetic	Double system: Magnetic + Friction	Double system: Magnetic + Friction	Magnetic	Friction	Friction	Friction	Friction	Friction	Friction
Flywheel weight	Equivalent to 20 kg / 44 lbs. (magnetic brake)	20 kg / 44 lbs.	Equivalent to 20 kg / 44 lbs. (magnetic brake)	20 kg / 44 lbs.	Equivalent to 20 kg / 44 lbs (magnetic brake)	Equivalent to 20 kg / 44 lbs (magnetic brake)	Equivalent to 20 kg / 44 lbs (magnetic brake)	Equivalent to 18 kg / 39.7 lbs (magnetic brake)	18 kg / 39.7 lbs.	22 Kg / 48.5 lbs.	20 kg / 44 lbs.	18 kg / 39.7 lbs.	16 kg / 35.3 lbs.	16 kg / 35.3 lbs.
Drive	Poly-V belt	Poly-V belt	Poly-V belt	Poly-V belt	Poly-V belt	Poly-V belt	Poly-V belt	Poly-V belt	Chain	Poly-V belt	Poly-V belt	Poly-V belt	Chain	Poly-V belt
Monitor	Backlit LCD screen with 12 preset profiles	LCD screen	Backlit LCD screen	LCD screen	LCD Monitor with 12 preset profiles and 16 intensity levels	LCD Monitor with 12 preset profiles and 24 intensity levels	LCD screen	LCD screen	LCD screen	LCD screen	LCD screen	LCD screen	LCD screen	LCD screen
Information shown in monitor	RPM, level intensity, pace, time, distance, calories, watts and pulse	RPM, speed, time, calories, distance and pulse	RPM, level intensity, time, distance, calories, watts and pulse	RPM, pulse, calories, distance, time and clock	RPM, speed, time, calories, distance and pulse	RPM, speed, time, calories, distance and pulse	RPM, speed, time, calories, distance and pulse	RPM, speed, time, calories, distance and pulse	RPM, speed, time, calories, distance and pulse	RPM, speed, time, calories, distance and pulse	RPM, speed, time, calories, distance and pulse	RPM, speed, time, calories and distance	RPM, speed, time, calories and distance	RPM, speed, time, calories and distance
Wireless pulse	Yes, optional telemetric band	Yes, optional telemetric band	Yes, optional telemetric band	Yes, optional telemetric band	Yes, optional telemetric band	Yes, optional telemetric band	Yes, optional telemetric band	Yes, optional telemetric band	Yes, optional telemetric band	Yes, optional telemetric band	No	No	No	No
Splashguard	Yes	Yes	Yes	Yes	No	No	No	Yes	No	No	No	No	No	No
Handlebar	Aero Handlebar	Triathlon	Triathlon	Triathlon	Multiposition handlebar	Triathlon	Triathlon	Triathlon	Road / Time trial handlebar	Triathlon	Triathlon	Ergonomic handlebar (with supports)	Triathlon	Triathlon
Handlebar adjustment	H and V	H and V	H and V	H and V	H and V	H and V	H and V	H and V	H and V	H and V	H and V	H and V	H and V	V
Saddle type	Anatomical Saddle	Anatomical Saddle	Anatomical Saddle	Anatomical Saddle	Road bike saddle	Anatomical Saddle	Anatomical Saddle	Anatomical Saddle	Road bike saddle	Anatomical Saddle	Anatomical Saddle	Anatomical Saddle	Anatomical Saddle	Anatomical Saddle
Saddle adjustment	H and V	H and V	H and V	H and V	H and V	H and V	H and V	H and V	H and V	H and V	H and V	H and V	H and V	H and V
Pedals	Mixed pedals (automatic or toe clips)	Mixed pedals (automatic or toe clips)	Mixed pedals (automatic or toe clips)	Mixed pedals (automatic or toe clips)	Mixed pedals (automatic or toe clips)	Mixed pedals (automatic or toe clips)	Mixed pedals (automatic or toe clips)	Mixed pedals (automatic or toe clips)	Mixed pedals (automatic or toe clips)	Mixed pedals (automatic or toe clips)	Mixed pedals (automatic or toe clips)	Toe clips with strap	Toe clips with strap	Toe clips with strap
Minimum axis pedal length (158 mm)	No	No	No	No	No	No	No	No	Yes	No	No	No	No	No
Length	130 cm / 51"	130 cm / 51"	104 cm / 40.9"	104 cm / 40.9"	130 cm / 51.2"	130 cm / 51.2"	130 cm / 51.2"	104 cm / 40.9"	104 cm / 40.9"	104 cm / 40.9"	104 cm / 40.9"	104 cm / 40.9"	120 cm / 47.2"	107 cm / 42"
Width	61 cm / 24"	61 cm / 24"	63 cm / 24.8"	63 cm / 24.8"	59 cm / 23.2"	59 cm / 23.2"	59 cm / 23.2"	64 cm / 25.2"	64 cm / 25.2"	52 cm / 20.5"	52 cm / 20.5"	49 cm / 19.3"	56 cm / 22"	51 cm / 20"
Height	137 cm / 53.8"	137 cm / 53.8"	117 cm / 46"	117 cm / 46"	116 cm / 45.7"	116 cm / 45.7"	116 cm / 45.7"	119 cm / 46.8"	107 cm / 42.1"	119 cm / 46.8"	119 cm / 46.8"	117 cm / 46.1"	127 cm / 49.9"	114 cm / 44.8"
Weight	46 kg / 101 lbs.	56 kg / 123 lbs.	43 kg / 95 lbs.	53 kg / 117 lbs.	57 kg / 123.3 lbs.	57 kg / 123.3 lbs.	57 kg / 123.3 lbs.	46 kg / 101 lbs.	46 kg / 101 lbs.	45 kg / 99 lbs.	43 kg / 95 lbs.	39 kg / 86 lbs.	37 kg / 82 lbs.	32 kg / 70 lbs.



- ① MAGNETIC BRAKE
- ② FLYWHEEL
- ③ ERGONOMICS
- ④ PULSE



① MAGNETIC BRAKE

Maintenance-free. Allows a **smooth, 100% silent and progressive brake.**



② FLYWHEEL

A heavier flywheel a more intense and smoother workout. Choose the flywheel that best fits you to perform a more motivating and efficient training session.

COMFORT IN USE

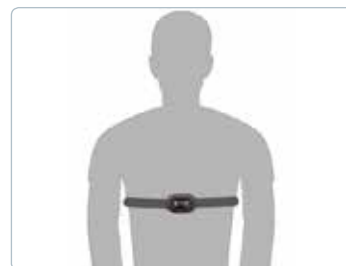


③ ERGONOMICS

The adjustable handlebar and seat are essential to ensure a comfortable and effective workout. They allow a better posture and decrease the chance of injury.

④ PULSE

All the BH Fitness machines are equipped with heart rate sensors on the handlebar. For a more accurate and comfortable pulse measurement some models are compatible with heart rate monitors, for a more accurate and comfortable measure (check on specs sheet, page 63).



MONITORS

i.concept
advanced monitor concept



M6 Monitor with an iPad Mini



M2 Monitor with a Samsung Tab4



M2

M6

M6 Plus

M6 CrossHIIT

	M2	M6	M6 Plus	M6 CrossHIIT
PROGRAMS	Pre-set profiles (Prg)	9	12	12
	Intensity levels	24	24	24
	Random Program (RP)	•	•	•
	User profiles (uPrg)	4	5	5
	Fitness Test (FT)	•	•	•
	Heart Rate Control Program (HRC)	4	4	4
	Recovery Program (RT)	•	•	•
Body Fat Test (BF)	•	•	•	
MONITOR	Monochrome LCD Screen		5.5"	
	Backlit LCD Screen	3.7"		5.5"
	Monitor with HIIT by BH training plan (iOS or Android)			•
	Wireless pulse (Radio frequency) *			•
	Bluetooth**	•	•	•

* Chest belt optional or included, depending on the machine. Check it on page 63.
** Smartphones and tablets are sold separately.



TFB HIIT Series

WH862H / H862H



Measures (L x W x H):
130 x 62 x 156 cm / 51.2" x 24.4" x 61.4" semi-professional



High Intensive Interval Training

24 minutes, 3 days a week, 10 weeks...

Success Guaranteed



HIIT monitor includes a visual guidance by colours and indicators to optimize your training.



14 kg / 31 lbs.



XXL saddle, easy access and V/H seat adjustment



150 kg / 331 lbs.

i.TFB HIIT : the perfect machine to combine regular cardio sessions and HIIT training sessions. Effective results in less time.

TFB HIIT : same features as i.TFB HIIT, however the Dual Kit BE is not included. Purchase the Dual Kit BE to make your machine compatible with smartphones and tablets.



TFB HIIT



TFB Dual Series

WH862 / H862



Measures (L x W x H):
130 x 62 x 156 cm / 51.2" x 24.4" x 61.4"



14 kg / 31 lbs.



XXL saddle, easy access and V/H seat adjustment



150 kg / 331 lbs.



XXL anatomical saddle



Easy Access



i.TFB Dual : its open frame allows an easy access and its reinforced XXL frame provides a smooth and stable pedaling.

TFB HIIT: same features as i.TFB Dual, however the Dual Kit BE is not included. Purchase the Dual Kit BE to make your machine compatible with smartphones and tablets.



Carbon Bike Series

H872N / WH8705R / H8705R



Measures (L x W x H):
115 x 54 x 153 cm / 45.3" x 21.3" x 60.2" H872N / semi-professional



WH8705R / H8705R / intensive



Carbon Bike Dual monitor



14 kg / 31 lbs.



XXL saddle, DOT Matrix monitor (only H872N) and V/H seat adjustment



150 kg / 331 lbs.

Carbon Bike Generator: its commercial frame and electromagnetic braking system ensure an stable and quite pedaling. Moreover, the self-generating system negates having to plug into a power source.

i. Carbon Bike Dual : this classic model is still going strong! The most demanding users enjoy its smooth road-bike feeling and appreciate the new i.Concept technology.

Carbon Bike Dual: same features as i. Carbon Bike , however the Dual Kit BE is not included. Purchase the Dual Kit BE to make your machine compatible with smartphones and tablets.



Gel XXL saddle



Enjoy training with your smartphone or tablet with **i. Concept specific fitness Apps**



Nexor HIIT Series

WH1065H / H1065H



Measures (L x W x H):
101 x 55 x 142 cm / 39.8" x 21.7" x 55.9"

regular



High Intensive Interval Training

24 minutes, 3 days a week, 10 weeks...

Success Guaranteed



Monitor with HIIT by BH training plan that includes a visual guidance by colours and indicators for an optimized training

8 kg / 17.6 lbs.

XXL Saddle and V/H seat adjustment

140 kg / 309 lbs

i.Nexor HIIT : the perfect combination for regular cardio and HIIT training sessions. Achieve effective results in less time.

Nexor HIIT : same features as i.Nexor HIIT, however the Dual Kit is not included. Purchase the Dual Kit BE to make your machine compatible with smartphones and tablets.



Nexor HIIT



Nexor Series

WH1065L / H1065L / H1055N



Measures (L x W x H):
130 x 62 x 156 cm / 51.2" x 24.4" x 61.4"

semi-professional

8 kg / 17.6 lbs.

XXL saddle and V/H seat adjustment

140 kg / 309 lbs.

i.Nexor Dual : the reinforced structure provides safety and stability to all kind of users. Perfect for home use.

Nexor Dual: same features as i.Nexor Dual, however the Dual Kit is not included. Purchase the Dual Kit BE to make your machine compatible with smartphones and tablets.

Nexor Plus: manual version of Nexor Series. 8 intensity level points.



Nexor Plus monitor

140 kg
309 lbs

Maximum user weight



Comfortable saddle




Artic Series

WH674U / H674U / H673



regular

Measures (L x W x H):
103 x 54 x 128 cm / 40.5" x 21.2" x 50.4"



Easy Access



Comfortable XXL saddle



8 kg / 17.6 lbs.



XXL saddle, easy access and V/H seat adjustment



110 kg / 243 lbs.

i.Artic Dual : optimal ergonomics. The open frame allows an easy access. Multi-position saddle and **handlebar adjustment**.

Artic Dual: same features as i.Artic Dual however the Dual Kit is not included.

Purchase the Dual Kit BE to make your machine compatible with smartphones and tablets.

Artic: the manual version of our regular use top selling bike.



NHB

H267N



regular

Measures (L x W x H):
80 x 50 x 130 cm / 31.5" x 19.7" x 51.2"



NHB Monitor



Multi-position handlebar



5 kg / 11 lbs.



Multiposition handlebar with horizontal adjustment



90 kg / 198 lbs.

NHB: it is asy to storage due to it small size. Its wheels allow an easy move. Clear and visible digits for an accurate feedback.





Kube Bike Series

YF100 / YF100N



Measures (L x W x H):
60 x 83 x 58 cm / 40.9" x 20.5" x 46.7"

KUBE BIKE

#MOVEYOURKUBE



Equivalent to 8 kg / 17.6 lbs.



60 x 10 x 58 cm / 23.6" x 4" x 22.8"

Kube Bike: There are no longer excuses to purchase an exercise bike! It is the most foldable and compact home bike on the market. You can store it anywhere in your flat or house.

Available colours: white and bright black



Only 10 cm wide!



The most foldable and compact home bike on the market

BECAUSE SIZE MATTERS

» **Only 10 cm wide.**

It can be stored anywhere in your house: under the bed, behind the curtains, next to the couch or bath tub or even inside the cupboard.

» **All characteristics that you expect** from a home bike.

With adjustable seat height, 8 intensity levels... in the minimum space.



Storage problems are outdated!

IMPROVES THE BODY ALIGNMENT WHILE PEDALING AND ENJOY THE FREEDOM OF MOVEMENT IN YOUR HANDS



Read or watch TV



Train the upper-body



Work with your Tablet or Smartphone

- » Ready in 3 steps: footrests, pedals and seat
- » Wheels for easy move
- » Magnetic braking system: 8 levels

- » Adapts perfectly to users with little experience. Regular use
- » It is the size of a fan.
- » Users of up to maximum weight

The Kube Bike does not have a handlebar. Its own structure leads to optimum stability. Hence, the main advantage is its freedom of movement and the ability to correct your body alignment



TFR Ergo Dual Series

WH650 / H650



Measures (L x W x H):
167 x 68 x 130 cm / 65.8" x 26.7" x 51.2" semi-professional



Multi-position handlebar



12 kg / 26,4 lbs.



XXL saddle, backrest and easy access.



140 kg / 309 lbs.

i.TFR Ergo Dual : top line model of our recumbent family. Ensures an excellent comfort and safety for people with back problems and allows an easy access for people with limited mobility in the hips.

TFR Ergo Dual: same features as i.TRF Ergo Dual however the Dual Kit is not included. Purchase the Dual Kit BE to make your machine compatible with smartphones and tablets.



Comfort Ergo Series



H857 / H852



Measures (LxWxH):
164 x 63 x 128 cm / 64.5" x 24.8" x 50.3" regular



Comfort Ergo



Breathable saddle



10 kg / 22.2 lbs.



XXL saddle and easy access



130 kg / 286 lbs.

Comfort Ergo Program (H857): train striking similar to a upright bike but with greater comfort. Its ergonomic and breathable backrest ensures constant lumbar support as well as creating less stress on your back.

Comfort Ergo (H852): manual version of the series with 8 intensity level points.



Zero Series

G410 / G405 / G400



regular



Features safety straps. Greater protection and safety.



Quick adjustment of maximum angle (92°) without external help.

The backrest can be freely tilted. Features a length adjustable strap to block the rotation of the backrest and to adjust the required angle.



Adjustable height



Easy and comfortable adjustment of the footrest



Zero Top

Measures (L x W x H):

G410: 150 x 72 x 147 cm / 59.1" x 28.3" x 57.9"

G405: 130 x 58 x 152 cm / 51.2" x 22.8" x 59.7"

G400: 138 x 73 x 148 cm / 54.4" x 28.2" x 58.3" x 57.9"



G410: 150 kg / 330 lbs.

G405 / G400: 130 kg / 287 lbs.



Built-in safety straps, fixed handlebars to control the workout



G410: 63 x 72 x 198 cm / 24.8" x 28.3" x 78"

G405: 62 x 58 x 193 cm / 24.4" x 22.8" x 76"

G400: 45 x 73 x 191 cm / 17.7" x 28.8" x 75.3"

Zero Top: the most comfortable inverter of the market. Relax and strengthen the back in an extremely safe way. The backrest and footrest make the exercise comfortable.

Zero Pro: helps stretch the spine and promotes the elongation of muscles.

Zero: similar features as the Zero Pro model except for its footrest and its not visco-elastic backrest.



Zero Pro



Zero

ROWERS



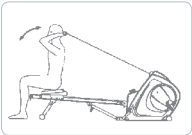
Vario Program

R350



Fixed or moving seat

Anaerobic training



Back & Abdominal



Biceps Curl



Quadriceps




semi-professional

Measures (L x W x H):
192 x 48 x 68 cm / 75.6" x 18.9" x 26.8"
135 kg / 298 lbs.



LCD display with 5 preset profiles



8 kg / 17.6 lbs.

LCD screen with 5 preset profiles

83 x 48 x 141 cm / 32.7" x 18.9" x 55.6"

Vario Program: for the most demanding users. Reinforced structure and high performance components.



Styling

R320 Wooden fitness series



regular

Measures (L x W x H):
185 x 50 x 60 cm / 72.8" x 19.7" x 23.6"
120 kg / 264 lbs.




The incline frame provides a smoother stroke

Comfortable swiveling pedals



LCD screen with 6 preset profiles



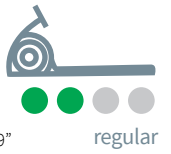
5.5 kg / 12.1 lbs.

LCD screen with 6 preset profiles

90 x 50 x 115 cm / 35.4" x 19.7" x 43.3"

Styling: a different rower, a wooden rower. Style and efficiency come together to create the perfect fitness machine.

i.Aquo
WR309U



Measures (L x W x H):
179 x 50 x 53 cm / 70.5" x 19.7" x 20.9"



Enjoy the most engaging Apps on the market in your i.Aquo rower. Surf the waves or remounts of the most important rivers in the world



i.Aquo Monitor



5.5 kg / 12.1 lbs.



Magnetic braking system



92 x 51 x 112 cm / 36.2" x 20" x 44.1"

i.Aquo: discover the real feeling of water rowing. Connect it to your tablet / smartphone and discover the specific apps as BH by Kinomap.

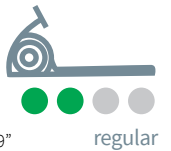
Compatible with



Bluetooth®

i.Aquo

Aquo Series
R309 / R308



Measures (L x W x H):
179 x 50 x 53 cm / 70.5" x 19.7" x 20.9"


120 kg / 264 lbs.



Folded



R309 LCD display with 6 preset profiles



5.5 kg / 12.1 lbs.



Magnetic braking system



92 x 51 x 112 cm / 36.2" x 20" x 44.1"



Aquo Program

Aquo Program: the nylon strap fire system increases safety and resistance.

Aquo: manual version with 8 impact resistance points.



TT Pro

G156



Measures (L x W x H):
174x188x214 cm / 68.5" x 74.1" x 84.3" semi-professional



Completely encased. Greater protection and safety while exercising.

Exclusive guided exercise system. Maximum safety.



Long life guaranteed. Manufactured with epoxy coated steel.



Maximum stability. The weight is distributed across 7 support points.

Extensive possibilities. More than 15 exercises on the side.



Maximum tension: 100 kg / 221 lbs.



140 kg / 309 lbs.



Adjustable seated leg press with grip-bar, pulley system with bearings

TT Pro: the reinforced frame and 7 support point assure a maximum stability.



Exercise guide on the side





TT Maxima

G125



Completely encased. Greater protection and safety.

Exclusive guided exercise system.
Maximum safety.



Special protective metal casing.



Pulley system with bearings. Provides a smooth and direct motion.



Adjustable backrest and central arms



Measures (L x W x H):
200 x 120 x 215 cm / 78.6" x 47.2" x 84.5" semi-professional



Maximum tension: 80 kg / 176 lbs.



130 kg / 287 lbs.



Includes accessories to work with pulleys

TT Maxima: the adjustable backrest, the central arms together with pulleys and articulated arm allow a full and versatile training options.



TT Sport

G120



Completely encased. Greater protection and safety.


Exclusive guided exercise system.
Maximum safety.



Special protective metal casing.



Pulley system with bearings. Provides a smooth and direct motion.



Accessories to work with pulleys



Measures (L x W x H):
205 x 132 x 208 cm / 80.6" x 51.9" x 81.8" semi-professional



Maximum tension: 80 kg / 176 lbs.



130 kg / 287 lbs.



Includes accessories to work with pulleys

TT Sport: multi-station for home use. Get the results you want at home thanks to its articulated arms and the upper and lower pulley system.



Global Gym Plus

G152X



Measures (L x W x H):
174 x 200 x 225 cm / 68.5" x 78.7" x 88.7"

intensive



Completely encased. Greater protection and safety

Exclusive guided exercise system.
Maximum safety is assured



Special protective metal casing. Quality and rigidity with the best design



CAMS. Ergonomic weight distribution



Maximum tension: 100 kg / 221 lbs.



130 kg / 287 lbs.




Foldable seat. Adjustable seated leg press

Global Gym Plus: Complete multi-station.

Combines a multi-station with a seated leg press and abdominal flexor with dipusers.



Exercise guide on the side





Nevada Plus

G119XA



regular



Completely encased. Greater protection and safety

Exclusive guided exercise system. Maximum safety is assured



Special protective metal casing. Quality and rigidity with the best design



CAMS. Ergonomic weight distribution



Foldable



Measures (L x W x H):
160 x 95 x 215 cm / 62.9" x 37.4" x 84.6"



Exercise guide on the side



Maximum tension: 100 kg / 221 lbs.



130 kg / 287 lbs.



Folding seat, steel cable

Nevada Plus: ample weight possibilities. More than 14 different exercises.



regular



Multigym Plus

G112X



Completely encased. Greater protection and safety

Exclusive guided exercise system. Maximum safety is assured



CAMS. Ergonomic weight distribution



Foldable



Measures (L x W x H):
130 x 90 x 200 cm / 51.2" x 35.4" x 78.7"



Exercise guide on the side



Maximum tension: 70 kg / 153 lbs.



130 kg / 287 lbs.



Foldable seat. Steel cable

Multigym Plus: ideal multistation for those taking their first steps or want to complement their workouts.



Optima press

G330



Excellent stability with 6 support points



Upholsters and thick foam covers



Wide range of exercises. Exercise shoulders, biceps, abs, quads and femoral muscles.

Multi-position reclining backrest. Provides constant lumbar support



Measures (L x W x H):
208 x 103 x 171 cm / 81.8" x 40.7" x 67.3"



Scott bench and support bars



130 kg / 287 lbs.
Max. dynamic load: 50 kg / 110 lbs.



Steel tube frame. Weight storage supports

Optima Press: Multi-position free weight bench with multiple settings for a wide variety of weight training exercises.



Optima flex

G325



Excellent stability with 6 support points



Upholsters and thick foam covers



Wide range of exercises. You can exercise your shoulders, biceps, abs, quads and femoral muscles

Multi-position reclining backrest. Provides constant lumbar support



Measures (L x W x H):
153 x 133 x 118 cm / 60.1" x 52.3" x 46.4"



70 x 120 x 176 cm / 27.5" x 47.1" x 69.2"




130 kg / 287 lbs.
Max. dynamic load: 50 kg / 110 lbs.



Steel tube frame

Optima Flex: Get the most of your multiposition free weight bench and store it easily.



Foldable

Measures (L x W x H):
136 x 55 x 129 cm / 53.6" x 21.7" x 50.8"



Optima

G320



Upholsters and thick foam covers. For greater comfort while exercising



Backrest adjustment



Multi-position reclining backrest



130 kg / 287 lbs.
Max. dynamic load: 50 kg / 110 lbs.



Steel tube frame

Optima: Multi-position bench with multiple backrest. Seat and leg adjustment settings.



ST5400

G540



Upholsters and thick foam covers.



Fixed bar for chin-ups. Multiple grip options

Wide range of exercise. Exercise pectorals arms, back, shoulder and abs.



Measures (L x W x H):
111 x 108 x 207 cm / 43.7" x 42.6" x 81.5"



100 kg / 221 lbs.



The reinforced structure with rectangular frame provides rigidity and strength. Non-absorbent and non-slip rubber grips

ST5400: extremely stable and comfortable. Exercise upper body muscles with this complete machine.



ST5450

G545



Measures (L x W x H):
178 x 177 x 213 cm / 70" x 69.5" x 83.7"



130 kg / 287 lbs.



Includes punching accessories. Steel tube frame

ST5450: 4 machines in one. Each of the seats has been configured to complete a varied training routine thinking on the user



Atlanta 300

G59X



High resistance assured



No assembly needed



Exercise guide on the bench cover



Measures (L x W x H):
131 x 31 x 60cm / 51.6" x 12.2" x 23.6"



90 kg / 198 lbs.



Top quality components and aesthetic design. Quick and simple folding. Tough enamel finish. Includes simple exercise guide

Atlanta 300: Foldable multi-position bench.



Vibroboost GS Sport Edition

YV30RS



Commercial



Amplitude. Low (1 to 2 mm) and high (3 to 4 mm)

Programming: 30 – 90 Seconds

Max. User weight: 150 kg / 331 lbs.



Fiberglass structure. Durable and easy to move



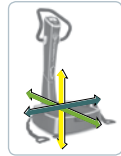
Tri-axial vibration. Eliminates “cellulite” easily and offers intense workout



Monitor with SE software



Low monitor for floor exercises



Tri-axial vibration



Measures (L x W x H):
70 x 70 x 134 cm / 27.6" x 27.6" x 52.8"



From 30 to 45 Hz.



2 x 200 W AC motor (commercial)



Includes belts for arm exercises and wheels for easy transportation

Vibroboost GS SE: Full Commercial.

Choose from among 25 sports or work out in manual model. Step by step help on the monitor.



Combo Dúo

YV56



regular



Amplitude. Low 1 to 2 mm

Programming: 30 – 90 Seconds

Max. User weight: 120kg / 265 lbs.



Tri-axial vibration. Eliminates “cellulite” more easily and offers a more intense workout



Monitor with 5 programs



Includes poster with exercises



Measures (L x W x H):
70 x 64 x 134 cm / 27.6" x 25.2" x 52.8"



From 25 to 50 Hz.



550 W DC motor



Belts for arm exercises. 5 speed vibro-massage machine and 3 massage bands. Wheels for easy transportation

Combo Dúo: 2 machines in 1. Exclusive and unique fitness machine. Combines the advantages of vibratory platforms with the benefits of vibro-massage machines.



Tactilectonic Pro

G225



regular



Stable structure. Maximum safety is assured



Plexiglass platform. Modern, attractive design for the home Fully encased and the most advanced top quality materials. Smooth, quite operation

3 massage and relax bands

Designed to provide various types of massage on different parts of the body. Aids blood circulation.



Relax back and shoulder muscles



Reduce cellulite



Firm the buttocks



Measures (L x W x H):
71 x 40 x 108 cm / 27.9" x 15.7" x 42.5"




100 kg / 221 lbs



3 massage and relax bands

Tactilectonic Pro: Vibro-massage machine. Helps to relax stiff muscles and sore joints. Ideal both before and after exercising

TREADMILLS. SPECIFICATIONS

USE	G6424O <i>OUTtrack Zero</i>	G6508D <i>Magna Pro</i>	WG6182 <i>i.RC12 Dual</i>	WG6180 <i>i.RC09 Dual</i>	WG6172 <i>i.RC04 Dual</i>	WG6164 <i>i.RC02W Dual</i>	WG6162 <i>i.RC01 Dual</i>	WG6520N <i>i.F9R Dual</i>	WG6427L <i>i.F5 Aero Dual</i>	WG6426N <i>i.F4 Dual</i>	WG6424 <i>i.F3 Dual</i>	WG6473U <i>i.F7W Dual</i>	WG6414N <i>i.F1 Run Dual</i>	G6485 <i>Pioneer R2</i>	G6484 <i>Pioneer R1</i>
Frequency*	Intensive	Semi-professional	Intensive	Intensive	Intensive	Regular	Regular	Intensive	Intensive	Intensive	Intensive	Regular	Regular	Regular	Regular
Maximum user weight	140 kg / 309 lbs.	160 kg / 353 lbs.	160 kg / 353 lbs.	160 kg / 353 lbs.	140 kg / 309 lbs.	135 kg / 298 lbs.	130 kg / 287 lbs.	160 kg / 353 lbs.	140 kg / 309 lbs.	140 kg / 309 lbs.	140 kg / 309 lbs.	135 kg / 298 lbs.	135 kg / 298 lbs.	135 kg / 298 lbs.	135 kg / 298 lbs.
Power (Peak / Continuous)	3.0 HPP / 1.75 HP	3.5 AC	4.5 HPP / 3.00 HP	4.0 HPP / 2.25 HP	3.75 HPP / 2.25 HP	2.75 HPP / 1.5 HP	2.75 HPP / 1.5 HP	4.0 HPP / 2.25 HP	4.0 HPP / 2.25 HP	3.5 HPP / 2.0 HP	3.0 HPP / 1.75 HP	2.75 HPP / 1.5 HP	2.75 HPP / 1.5 HP	2.5 HPP / 1.25 HP	2 HPP / 1 HP
Speed	1-18 km/h / 0.6-11.2 mph.	0.8-20 km/h / 0.5-12.4 mph.	1-22 km/h / 0.6-13.7 mph.	1-22 km/h / 0.6-12.4 mph.	1-20 km/h / 0.6-12.4 mph.	1-18 km/h / 0.6-11.2 mph.	1-18 km/h / 0.6-11.2 mph.	1-22 km/h / 0.6-13.7 mph.	1-22 km/h / 0.6-13.7 mph.	1-20 km/h / 0.6-12.4 mph.	1-18 km/h / 0.6-11.2 mph.	1-18 km/h / 0.6-11.2 mph.	1-18 km/h / 0.6-11.2 mph.	1-16 km/h / 0.6-9.9 mph	1-13 km/h / 0.6-8.1 mph
Max. Electric inclination	12%	15%	12%	12%	12%	12%	12%	12%	12%	12%	12%	12%	12%	12%	Manual 2 levels (1 and 4%)
DualKit T Included	No	No	Yes	Yes	Yes	Yes	Yes	Yes	Yes	Yes	Yes	Yes	Yes	No	No
Version	Non-Dual Model	Non-Dual Model	Also available without i.Concept: G6182	Also available without i.Concept: G6180	Also available without i.Concept: G6172	Also available without i.Concept: G6164	Also available without i.Concept: G6162	Also available without i.Concept: G6520N	Also available without i.Concept: G6427L	Also available without i.Concept: G6426N	Also available without i.Concept: G6424	Also available without i.Concept: G6473U	Also available without i.Concept: G6414N	Non-Dual Model	Non-Dual Model
Screen	6.8" blue backlit LCD screen	DOT MATRIX + 1 LED screen	DOT MATRIX + 6 LED screens	DOT MATRIX + 6 LED screens	8.1" blue backlit LCD screen	6.8" blue backlit LCD screen	6.8" blue backlit LCD screen	DOT MATRIX + 6 LED screens	DOT MATRIX + 6 LED screens	8.2" blue backlit LCD screen	6.8" blue backlit LCD screen	6.8" blue backlit LCD screen	6.8" blue backlit LCD screen	5" blue backlit LCD screen	5" blue backlit LCD screen
ECO mode	Yes	No	Yes	Yes	Yes	Yes	Yes	Yes	Yes	Yes	Yes	Yes	Yes	Yes	No
Pre-set profiles	12	7	14	14	14	12	12	12	12	14	12	12	12	12	12
User profiles	No	Yes	Yes (3)	Yes (3)	Yes	Yes	Yes	Yes (3)	Yes (3)	No	No	No	No	No	No
HRC	No	Yes	Yes	Yes	Yes	Yes	Yes	No	No	Yes	Yes	Yes	No	No	No
Body Fat	Yes	No	Yes	Yes	Yes	Yes	Yes	Yes	Yes	Yes	Yes	Yes	Yes	Yes	Yes
Instant speed keys	Yes	Yes	Yes	Yes	Yes	Yes	Yes	Yes	Yes	Yes	Yes	Yes	Yes	Yes	Yes
Instant incline keys	Yes	No	Yes	Yes	Yes	Yes	Yes	Yes	Yes	Yes	Yes	Yes	Yes	Yes	No
Running surface (L x W)	140x51 cm / 55" x 20"	155x55 cm / 61" x 22"	155x55 cm / 61" x 22"	155x55 cm / 61" x 22"	140x51 cm / 55" x 20"	135x45 cm / 53" x 18"	135x45 cm / 53" x 18"	155x55 cm / 61" x 22"	140x51 cm / 55" x 20"	140x51 cm / 55" x 20"	140x51 cm / 55" x 20"	135x51 cm / 53" x 20"	135x45 cm / 53" x 18"	125x45 cm / 49.1" x 17.7"	125x45 cm / 49.1" x 17.7"
Damping system	6 elastomers	8 elastomers	Smart Konik + Flex System	Smart Konik + Flex System	Smart Konik + Flex System	Smart Konik + Flex System	Smart Konik + Flex System	Smart Konik + Flex System	6 elastomers + <<logo run>>	6 elastomers + <<logo run>>	6 elastomers	6 elastomers + K-dumper	6 elastomers + <<logo run>>	6 elastomers	6 elastomers
Hand pulse	Yes	Yes	Yes	Yes	Yes	Yes	Yes	Yes	Yes	Yes	Yes	Yes	Yes	Yes	Yes
Wireless pulse (Radio frequency)	No	Yes, telemetric band included	Yes, telemetric band included	Yes, telemetric band included	Yes, telemetric band included	Yes, optional telemetric band	Yes, optional telemetric band	Yes, telemetric band included	Yes, telemetric band included	Yes, optional telemetric band	No	Yes, optional telemetric band	No	No	No
Wireless pulse (Bluetooth Smart)**	No	No	Yes, optional telemetric band*	Yes, optional telemetric band*	Yes, optional telemetric band*	Yes, optional telemetric band*	Yes, optional telemetric band*	Yes, optional telemetric band*	Yes, optional telemetric band*	Yes, optional telemetric band*	Yes, optional telemetric band*	Yes, optional telemetric band*	Yes, optional telemetric band*	No	No
Fan	No	Yes	Yes	Yes	Yes	Yes	Yes	Yes	Yes	Yes	No	Yes	Yes	Yes	Yes
Soft Drop System (SDS)	Yes	No	No	Yes (2)	Yes	Yes	Yes	Yes	Yes	Yes	Yes	Yes	Yes	Yes	Yes
Bottle holder	Yes (2)	Yes (2)	Yes (2)	Yes (2)	Yes (2)	Yes (2)	Yes (2)	Yes (2)	Yes (2)	Yes (2)	Yes (2)	Yes (2)	Yes (2)	Yes (2)	Yes (2)
Others	 The treadmill for outdoor training	Extra wide frame and handlebar speakers - MP3 connection - 2 Fitness tests	Speakers - MP3 connection - 2.7 mm Orthopedic belt	Speakers - MP3 connection - 2.7 mm Orthopedic belt	Speakers - MP3 connection	Motivational monitor - Quick control box - XXL Running surface	Motivational monitor - Quick control box	Includes Triathlon Training software - Extra wide frame - Orthopedic belt	Includes Triathlon Training software - Extra wide frame	Extra wide frame - Motivational monitor	Extra wide frame - Motivational monitor	XXL Running surface - Motivational monitor	Motivational monitor		
Vertical folding	Yes	No	No	Yes	Yes	Yes	Yes	Yes	Yes	Yes	Yes	Yes	Yes	Yes	Yes
Wheels	Yes	Yes	Yes	Yes	Yes	Yes	Yes	Yes	Yes	Yes	Yes	Yes	Yes	Yes	Yes
Length	184 cm / 72.5"	210 cm / 82.7"	200 cm / 78.8"	210 cm / 82.7"	184 cm / 72.3"	174 cm / 68.5"	178 cm / 70"	200 cm / 78.8"	184 cm / 72.5"	184 cm / 72.5"	184 cm / 72.5"	174 cm / 68.5"	174 cm / 68.5"	162 cm / 63.7"	162 cm / 63.7"
Wide	94 cm / 37"	93 cm / 36.6"	94 cm / 37"	94 cm / 37"	94 cm / 37"	78 cm / 30.7"	78 cm / 30.7"	94 cm / 37"	94 cm / 37"	94 cm / 37"	94 cm / 37"	78 cm / 30.7"	78 cm / 30.7"	74 cm / 29"	74 cm / 29"
Height	149 cm / 58.7"	147 cm / 57.9"	148 cm / 58.3"	147 cm / 57.8"	151 cm / 59.3"	144 cm / 56.6"	144 cm / 56.6"	149 cm / 58.7"	149 cm / 58.7"	149 cm / 58.7"	149 cm / 58.7"	140 cm / 55.1"	140 cm / 55.1"	146 cm / 57.4"	146 cm / 57.4"
Size folded vertically (L x W x H)	125 x 94 x 156 cm / 49.3" x 37" x 61.5"	-	135 x 94 x 170 cm / 53" x 37" x 66.8"	130 x 94 x 160 cm / 51" x 37" x 62.9"	107 x 78 x 151 cm / 42" x 30.7" x 59.3"	107 x 78 x 151 cm / 42" x 30.7" x 59.3"	107 x 78 x 151 cm / 42" x 30.7" x 59.3"	138 x 94 x 167 cm / 54.3" x 37" x 65.7"	125 x 94 x 156 cm / 49.3" x 37" x 61.5"	125 x 94 x 156 cm / 49.3" x 37" x 61.5"	125 x 94 x 156 cm / 49.3" x 37" x 61.5"	105 x 78 x 150 cm / 41.3" x 30.7" x 59.1"	105 x 78 x 150 cm / 41.3" x 30.7" x 59.1"	100 x 75 x 146 cm / 39.3" x 29" x 57.4"	100 x 75 x 146 cm / 39.3" x 29" x 57.4"
Weight	118 kg / 260 lbs.	148 kg / 326 lbs.	137 kg / 302 lbs.	114 kg / 251 lbs.	110 kg / 242 lbs.	88 kg / 194 lbs.	88 kg / 194 lbs.	110 kg / 242 lbs.	108 kg / 238 lbs.	102 kg / 224 lbs.	99 kg / 219 lbs.	86 kg / 190 lbs.	86 kg / 190 lbs.	62 kg / 137 lbs.	60 kg / 132 lbs.

* Frequency: Occasional (1-3 hours per week) Regular (3-7 hours per week) Intensive (7-20 hours per week) Semi-professional (more than 20 hours per week)
** Bluetooth Smart telemetric band can be used only in machines equipped with Dual Kit.

CROSSTRAINERS. SPECIFICATIONS.

USE	WG868	WG860N	WG856	WG855	G260	WG2385U	WG2382U	WG2375H	WG2375U	G25300	WG2525L	WG2518	WG2356	WG2351	G2350	WG2336U	G2334N	G233N	
	i.FDC20 Studio	i.FDC19 Dual	i.FTC19 Dual Plus	i.FTC19 Dual	Khronos Generator	i.NLS18 Dual Plus	i.NLS18 Dual	i.Brazil HIIT Dual	i.Brazil Dual	OUTwalk	i.Atlantic Dual	i.Easystep Dual	i.NLS14 Top Dual	i.NLS12 Dual	NLS12	i.Athlon Dual	Athlon	Quick	
Frequency	Semi-professional	Intensive	Intensive	Intensive	Semi-professional	Intensive	Regular	Regular	Regular	Regular	Regular	Regular	Regular	Regular	Regular	Regular	Regular	Occasional	
Max. user weight	150 kg / 331 lbs.	150 kg / 331 lbs.	135 kg / 298 lbs.	135 kg / 298 lbs.	150 kg / 331 lbs.	135 kg / 298 lbs.	135 kg / 298 lbs.	135 kg / 298 lbs.	135 kg / 298 lbs.	125 kg / 275 lbs.	125 kg / 275 lbs.	125 kg / 275 lbs.	120 kg / 264 lbs.	120 kg / 264 lbs.	120 kg / 264 lbs.	115 kg / 254 lbs.	115 kg / 254 lbs.	110 kg / 243 lbs.	
Resistance system	Magnetic	Magnetic	Magnetic	Magnetic	Electromagnetic	Magnetic	Magnetic	Magnetic	Magnetic	Magnetic	Magnetic	Magnetic	Magnetic	Magnetic	Magnetic	Magnetic	Magnetic	Magnetic	
Inertial System	Rotating mass: 35 kg / 76 lbs.	Rotating mass: 35 kg / 76 lbs.	Rotating mass: 25 kg / 55 lbs.	Rotating mass: 22 kg / 48 lbs.	Generating system equivalent to RW: 35 kg / 76 lbs.	16 kg / 35.2 lbs.	16 kg / 35.2 lbs.	16 kg / 35.2 lbs.	16 kg / 35.2 lbs.	14 kg / 30.8 lbs.	14 kg / 30.8 lbs.	14 kg / 30.8 lbs.	12 kg / 26.4 lbs.	10 kg / 22.2 lbs.	10 kg / 22.2 lbs.	10 kg / 22.2 lbs.	10 kg / 22.2 lbs.	8 kg / 17.6 lbs.	
Stride (Length)	51 cm / 20"	48 cm / 19"	48 cm / 19"	48 cm / 19"	51 cm / 20"	46 cm / 18"	46 cm / 18"	46 cm / 18"	46 cm / 18"	40 cm / 16"	40 cm / 16"	38 cm / 15"	36 cm / 14"	30 cm / 12"	30 cm / 12"	30 cm / 12"	30 cm / 12"	36 cm / 14"	
Distance between pedals	14 cm / 5.5"	14 cm / 5.5"	8 cm / 3.2"	8 cm / 3.2"	11 cm / 4.3"	19 cm / 7.4"	19 cm / 7.4"	20 cm / 7.9"	20 cm / 7.9"	17 cm / 6.7"	17 cm / 6.7"	18 cm / 7.1"	16 cm / 6.3"	16 cm / 6.3"	16 cm / 6.3"	17 cm / 6.7"	17 cm / 6.7"	18 cm / 7.1"	
Version	Yes	Yes	Yes	Yes	No	Yes	Yes	Yes	Yes	No	Yes	No	Yes	Yes	No	Yes	No	No	
Screen	Blue backlight LCD screen	Blue backlight LCD screen	Blue backlight LCD screen	LCD screen	Dual backlight LCD screen	Blue backlight LCD screen	LCD screen	Double backlight screen Special for HIIT Workouts	LCD screen	LCD screen	Backlit screen	Backlit screen	LCD screen	Dual backlight LCD screen	LCD screen	Dual backlight LCD screen	LCD screen	LCD screen	
Presets profiles	12	12	12	12	12	12	12	12	12	No	12	12	12	9	No	9	No	No	
Intensity levels	24	24	24	24	32	24	24	24	24	8	24	24	24	24	8	24	8	8	
User profiles	5	5	5	5	4	5	5	5	5	No	5	5	5	4	No	4	No	No	
HRC	4	4	4	4	4	4	4	4	4	No	4	4	4	4	THR	4	THR	THR	
Steady Watt	50-280 watts	No	No	No	10-350 watts	No	No	No	No	No	No	No	No	No	No	No	No	No	
Random Program	Yes	Yes	Yes	Yes	No	Yes	Yes	Yes	Yes	Yes	Yes	Yes	Yes	Yes	No	Yes	No	No	
Fitness Test	Yes	Yes	Yes	Yes	No	Yes	Yes	Yes	Yes	No	Yes	Yes	Yes	No	No	Yes	No	No	
Body Fat	No	No	No	No	Yes	No	No	No	No	No	No	No	No	No	No	Yes	No	Yes	
Recovery Test	Yes	Yes	Yes	Yes	Yes	Yes	Yes	Yes	Yes	No	No	Yes	Yes	No	Yes	No	Yes	Yes	
Functions	speed/RPM, watts, time, calories, distance and pulse	speed/RPM, time, calories, distance and pulse	speed/RPM, time, calories, distance and pulse	speed/RPM, time, calories, distance and pulse	speed/RPM, time, calories, distance and pulse	speed/RPM, time, calories, distance and pulse	speed/RPM, time, calories, distance and pulse	speed/RPM, time, calories, distance and pulse	speed/RPM, time, calories, distance and pulse	speed, time, calories, distance and pulse	speed/RPM, time, calories, distance and pulse	speed/RPM, time, calories, distance and pulse	speed/RPM, time, calories, distance and pulse	speed/RPM, time, calories, distance and pulse	speed/RPM, time, calories, distance and pulse	speed/RPM, time, calories, distance and pulse	speed/RPM, time, calories, distance and pulse	speed, time, calories, distance and pulse	
Hand pulse	Yes	Yes	Yes	Yes	Yes	Yes	Yes	Yes	Yes	No	Yes	Yes	Yes	Yes	Yes	Yes	Yes	Yes	
Wireless pulse (Radio frequency)	Yes, optional telemetric band	Yes, optional telemetric band	Yes, optional telemetric band	No	Yes, telemetric band included	Yes, telemetric band included	No	Yes, optional telemetric band	No	Yes, optional telemetric band	Yes, optional telemetric band	Yes, optional telemetric band	No	No	No	No	No	No	
Wireless pulse (Bluetooth Smart)*	Yes, optional telemetric band	Yes, optional telemetric band	Yes, optional telemetric band	Yes, optional telemetric band	No	Yes, optional telemetric band	Yes, optional telemetric band	Yes, optional telemetric band	Yes, optional telemetric band	No	Yes, optional telemetric band	Yes, optional telemetric band	Yes, optional telemetric band	Yes, optional telemetric band	No	Yes, optional telemetric band	No	No	
Fan	No	No	No	No	No	No	No	No	No	No	No	No	No	No	No	No	No	No	
Bottle holder	Yes	Yes	Yes	Yes	Yes	Yes	Yes	Yes	Yes	Yes	Yes	Yes	Yes	Yes	Yes	Yes	Yes	Yes	
Others	Rear access: minimum distance between pedals -XXL footrests -anti-scanial -heavy duty bearings	Rear access: reinforced frame -minimum distance between pedals -XXL footrests	Rear access: reinforced frame -minimum distance between pedals -XXL footrests	Rear access: reinforced frame -minimum distance between pedals -XXL footrests	Commercial frame -minimum distance between pedals -heavy duty bearings	Minimum distance between pedals contact pulse measurement system in mobile arms -XXL footrests	Minimum distance between pedals contact pulse measurement system in mobile arms -XXL footrest	HIT Software -XXL non-slip footrests	XXL non-slip footrests	OS Height adjustable arms (5 settings)	OS Height adjustable arms (5 settings)	Foldable 85 x 63 x 123 cm / 33.4" x 24.7" x 48.5"	Contact pulse measurement system in mobile arms - Horizontal pedal adjustment	Contact pulse measurement system in mobile arms - Horizontal pedal adjustment	Contact pulse measurement system in mobile arms - Horizontal pedal adjustment	Contact pulse measurement system in mobile arms - Horizontal pedal adjustment	Contact pulse measurement system in mobile arms - Horizontal pedal adjustment	Contact pulse measurement system in mobile arms - Horizontal pedal adjustment	Horizontal pedal adjustment
Wheels	Yes	Yes	Yes	Yes	Yes	Yes	Yes	Yes	Yes	Yes	Yes	Yes	Yes	Yes	Yes	Yes	Yes	Yes	
Length	185 cm / 72.8"	185 cm / 72.8"	174 cm / 68.6"	174 cm / 68.6"	210 cm / 82.7"	160 cm / 63"	160 cm / 63"	170 cm / 67"	170 cm / 67"	148 cm / 58.3"	148 cm / 58.3"	144 cm / 56.6"	142 cm / 55.9"	136 cm / 53.6"	136 cm / 53.6"	132 cm / 52"	132 cm / 52"	110 cm / 43.2"	
Width	70 cm / 27.6"	70 cm / 27.6"	66 cm / 26"	66 cm / 26"	64 cm / 25.2"	64 cm / 25.2"	64 cm / 25.2"	67 cm / 26.4"	67 cm / 26.4"	59 cm / 23.2"	59 cm / 23.2"	59 cm / 23.2"	59 cm / 23.2"	59 cm / 23.2"	59 cm / 23.2"	62 / 24.4"	62 / 24.4"	61 cm / 24"	
Height	170 cm / 67"	170 cm / 67"	175 cm / 68.9"	175 cm / 68.9"	170 cm / 67"	167 cm / 65.8"	168 cm / 66.2"	168 cm / 66.2"	168 cm / 66.2"	161 cm / 63.4"	161 cm / 63.4"	153 cm / 60.1"	169 cm / 66.5"	167 cm / 65.7"	167 cm / 65.7"	160 cm / 63"	160 cm / 63"	144 cm / 56.7"	
Weight	85 kg / 187.3 lbs.	85 kg / 187.3 lbs.	70 kg / 154 lbs.	70 kg / 154 lbs.	74 kg / 163 lbs.	54 kg / 119 lbs.	52 kg / 114.5 lbs.	63 kg / 139 lbs.	63 kg / 139 lbs.	53 kg / 117 lbs.	53 kg / 117 lbs.	47 kg / 104 lbs.	44 kg / 97 lbs.	39 kg / 86 lbs.	39 kg / 86 lbs.	43 kg / 95 lbs.	43 kg / 95 lbs.	36 kg / 79 lbs.	

Frequency: Occasional (1-3 hours per week) Regular (3-7 hours per week) Intensive (7-20 hours per week) Semi-professional (more than 20 hours per week)

**Bluetooth Smart telemetric band can be used only in machines equipped with Dual Kit.

BICYCLES. SPECIFICATIONS

	H872N	WH862H	WH862	WH862H	WH8705R	WH1065H	WH1065L	H11055N	WH674U	H673	H267N	YF100 / YF100N	WH650	H857	H852
USE	Carbon Bike Generator	i.TFB HIIT Dual	i.TFB Dual	i.Carbon Bike Dual	i.Nexor HIIT Dual	i.Nexor Dual	Nexor Plus	i.Artic Dual	Artic	NHB	Kube Bike	i.TFR Ergo Dual	Comfort Ergo Program	Comfort Ergo	
SPECIFICATIONS	Semi-professional 150kg / 331 lbs.	Semi-professional 150kg / 331 lbs.	Semi-professional 150kg / 331 lbs.	Intensive 150kg / 331 lbs.	Regular 140kg / 309 lbs.	Regular 140kg / 309 lbs.	Regular 140kg / 309 lbs.	Regular 110kg / 243 lbs.	Regular 110kg / 243 lbs.	Occasional 90kg / 198 lbs.	Regular 90kg / 198 lbs.	Very intensive 140kg / 309 lbs.	Regular 130kg / 286 lbs.	Regular 130kg / 286 lbs.	Regular 10 kg / 22.2 lbs.
Resistance system	Electromagnetic	Magnetic	Magnetic	Magnetic	Magnetic	Magnetic	Magnetic	Magnetic	Magnetic	Magnetic	Magnetic	Magnetic	Magnetic	Magnetic	Magnetic
Flywheel weight	Generating system equivalent to a 14 Kg / 31 lbs flywheel	14 kg / 31 lbs.	14 kg / 31 lbs.	14 kg / 31 lbs.	8 kg / 17.6 lbs	8 kg / 17.6 lbs	8 kg / 17.6 lbs	8 kg / 17.6 lbs	8 kg / 17.6 lbs	5 kg / 11 lbs.	5 kg / 11 lbs.	12 kg / 26.4 lbs.	10 kg / 22.2 lbs.	10 kg / 22.2 lbs.	10 kg / 22.2 lbs.
Dual Kit BE Included	No	Yes	Yes	Yes	Yes	Yes	Yes	No	Yes	No	No	Yes	No	No	No
Version	Non-Dual Model	Also available without i.Concept: H862H	Also available without i.Concept: H862	Also available without i.Concept: H8705R	Also available without i.Concept: H1065H	Also available without i.Concept: H1065L	Non-Dual Model	Non-Dual Model	Also available without i.Concept: H674U	Non-Dual Model	Non-Dual Model	Also available without i.Concept: H650	Non-Dual Model	Non-Dual Model	Non-Dual Model
Screen	DOT MATRIX + 4 LED screens	Double backlit screen Special for HIIT Workouts	Blue backlit LCD screen	LCD screen	Double backlit screen Special for HIIT Workouts	LCD screen	LCD screen	LCD screen	Dual backlit LCD screen	LCD screen	LCD screen	Blue backlit LCD screen	Blue backlit LCD screen	Blue backlit LCD screen	LCD screen
Preset profiles	12	12 + HIIT	12	12	12 + HIIT	12	None	None	9	None	None	12	12	12	None
Intensity levels	16	24	24	24	12 + HIIT	24	8	8	24	8	8	24	32	32	8
HRC	4	4	4	4	4	4	No	No	4	No	No	4	4	4	No
User profiles	4	5	5	5	5	5	No	No	4	No	No	5	4	4	No
Steady Watt	10-350 watts	No	50-280 watts	No	No	No	No	No	No	No	No	50-280 watts	No	No	No
Fitness Test	No	Yes	Yes	Yes	Yes	Yes	No	No	No	No	No	Yes	No	No	No
Body Fat Control Test	No	No	No	No	No	No	No	No	Yes	No	No	No	No	No	Yes
Recovery Test	Yes	Yes	Yes	Yes	Yes	Yes	Yes	No	No	No	No	Yes	Yes	Yes	Yes
Random program	No	Yes	Yes	Yes	Yes	Yes	No	No	Yes	No	No	Yes	Yes	Yes	No
Functions	speed/RPM, time, calories, distance, pulse and watts	speed/RPM, time, calories, distance, pulse and watts	speed/RPM, time, calories, distance, pulse and watts	speed/RPM, time, calories, distance and pulse	speed/RPM, time, calories, distance and pulse	speed/RPM, time, calories, distance and pulse	speed, time, calories, distance, ODO and pulse	speed/RPM, time, calories, distance and pulse	speed/RPM, time, calories, distance and pulse	speed, distance, odometer, time, pulse and calories	speed/RPM, time, calories, distance and pulse	speed/RPM, time, calories, distance, pulse and watts	speed/RPM, time, calories, distance and pulse	speed/RPM, time, calories, distance and pulse	time, speed, distance, calories and pulse
Handgrip Pulse	Yes	Yes	Yes	Yes	Yes	Yes	Yes	Yes	Yes	Yes	Yes	Yes	Yes	Yes	Yes
Wireless pulse (Radio frequency)	Yes, optional telemetric band	Yes, optional telemetric band	Yes, optional telemetric band	No	Yes, optional telemetric band	No	No	No	No	No	No	Yes, optional telemetric band	No	No	No
Wireless pulse (Bluetooth Smart)*	No	Yes, optional telemetric band*	Yes, optional telemetric band*	Yes, optional telemetric band*	Yes, optional telemetric band*	Yes, optional telemetric band*	No	No	Yes, optional telemetric band*	No	No	Yes, optional telemetric band*	No	No	No
Fan	Yes	No	No	No	No	No	Horizontal and Vertical	Horizontal and Vertical	No	Horizontal and Vertical	Vertical	No	No	No	No
Seat adjustment	Horizontal and Vertical	Horizontal and Vertical	Horizontal and Vertical	Horizontal and Vertical	Horizontal and Vertical	Horizontal and Vertical	Horizontal and Vertical	Horizontal and Vertical	Horizontal and Vertical	Horizontal and Vertical	Vertical	Vertical	Horizontal	Horizontal	Horizontal
Adjustable handlebar	No	No	No	No	No	Yes	Yes	Yes	Yes	Yes	Yes	No	No	No	No
Bottle holder	Yes	Yes	Yes	Yes	Yes	Yes	Yes	Yes	Yes	No	Yes	Yes	No	No	No
Others	Commercial box frame - XXL saddle	HIIT Software	Reinforced frame - open frame - XXL saddle	Commercial box frame - XXL saddle	HIIT Software - XXL gel saddle	XXL gel saddle	Easy to read screen - XXL gel saddle	Open frame	Open frame	Open frame	Easy to read screen	2 colour option (black or white) - Foldable (60 x 10 x 58 cm / 23.6" x 4" x 22.8")	Breathable Seat - Constant back support	Breathable Seat - Constant back support	Breathable Seat - Constant back support
Transportable	Roller	Wheels	Wheels	Roller	Roller	Roller	Roller	Wheels	Wheels	Wheels	No	Wheels	Wheels	Wheels	Wheels
Length	115 cm / 45.3"	130 cm / 51.2"	130 cm / 51.2"	115 cm / 45.3"	105 cm / 41.2"	101 cm / 39.8"	101 cm / 39.8"	103 cm / 40.5"	103 cm / 40.5"	80 cm / 31.5"	80 cm / 31.5"	167 cm / 65.8"	164 cm / 64.5"	164 cm / 64.5"	164 cm / 64.5"
Width	54 cm / 21.3"	62 cm / 24.4"	62 cm / 24.4"	54 cm / 21.3"	55 cm / 21.7"	55 cm / 21.7"	55 cm / 21.7"	54 cm / 21.2"	54 cm / 21.2"	50 cm / 19.7"	50 cm / 19.7"	68 cm / 26.7"	63 cm / 24.8"	63 cm / 24.8"	63 cm / 24.8"
Height	153 cm / 60.2"	156 cm / 61.4"	156 cm / 61.4"	153 cm / 60.2"	153 cm / 60.1"	142 cm / 55.9"	142 cm / 55.9"	128 cm / 50.4"	128 cm / 50.4"	130 cm / 51.2"	130 cm / 51.2"	130 cm / 51.2"	128 cm / 50.3"	128 cm / 50.3"	128 cm / 50.3"
Weight	53 kg / 117 lbs.	53 kg / 117 lbs.	53 kg / 117 lbs.	53 kg / 117 lbs.	32 kg / 70.6 lbs.	32 kg / 70.6 lbs.	32 kg / 70.6 lbs.	30 kg / 66 lbs.	30 kg / 66 lbs.	25 kg / 55 lbs.	25 kg / 55 lbs.	53 kg / 117 lbs.	47 kg / 103 lbs.	47 kg / 103 lbs.	47 kg / 103 lbs.

* Bluetooth Smart telemetric band can be used only in machines equipped with Dual Kit.

Frequency: Occasional (1-3 hours per week) Regular (3-7 hours per week) Intensive (7-20 hours per week) Semi-professional (more than 20 hours per week)

**Bluetooth Smart telemetric band can be used only in machines equipped with Dual Kit.



VERSATILITY IS: MULTIPLE EQUIPMENTS, THE SAME MACHINE
CARDIO + TONE + STRENGTH



Cardio Tower F1



Cardio Tower F2W



Follow us
/BH Home Fitness



BH worldwide

● BH North America

● BH Fitness Mexico

● BH Fitness Portugal

● BH Fitness France

● BH Fitness Spain

● BH Germany GmbH

● BH (China) Co., Ltd.

● BH Asia Ltd.

Exercycle, S.L.

(Head Office)

Zurrupitieta, 22 - Pol. Ind. Jündiz

01015 Vitoria (Alava) - SPAIN

Tel.: +34 945 290 258

Fax: +34 945 290 049

export@bhfitness.com

www.bhfitness.com



As part of the BH commitment to caring for the environment, this catalogue is printed using paper from sustainably managed forests and recycled sources

The environment is everyone's business. Please recycle this catalogue after use, do not throw it away. Thank you.



2016/01/2C/EN